





# 2023／24 學年學生人數統計

## (幼稚園、小學及中學)

# Student Enrolment Statistics, 2023/24

## (Kindergartens, Primary and Secondary Schools)

有關本刊物的查詢，請聯絡：

Enquiries about this publication can be directed to:

	主題 Topic	查詢電話 Enquiry Telephone No.	電郵地址 Email Address
幼稚園 Kindergartens	學生統計 Enrolment Statistics	3509 8443	<a href="mailto:edstat@edb.gov.hk">edstat@edb.gov.hk</a>
	幼稚園數目 Number of Kindergartens	2892 5032	<a href="mailto:eokga2@edb.gov.hk">eokga2@edb.gov.hk</a>
小學 Primary Schools	學生統計 Enrolment Statistics	3509 8442	<a href="mailto:edstat@edb.gov.hk">edstat@edb.gov.hk</a>
	學校數目 Number of Schools	3509 8465	<a href="mailto:sd_centralteam1@edb.gov.hk">sd_centralteam1@edb.gov.hk</a>
中學 Secondary Schools	學生統計 Enrolment Statistics	3509 8442	<a href="mailto:edstat@edb.gov.hk">edstat@edb.gov.hk</a>
	學校數目 Number of Schools	3509 8465	<a href="mailto:sd_centralteam1@edb.gov.hk">sd_centralteam1@edb.gov.hk</a>



# 目錄 CONTENTS

		頁數 Page
簡介	INTRODUCTION	1 - 3
統計表	TABLES	
	I. 所有學校 All Schools	7 - 17
	II. 幼稚園 Kindergartens	21 - 38
	III. 小學 Primary Schools	41 - 56
	IV. 中學 Secondary Schools	59 - 75
	V. 特殊教育 Special Education	79 - 81
統計圖	CHARTS	7 - 62
名詞釋義	GLOSSARY OF TERMS	85 - 90

# 目錄 CONTENTS

頁數 Page

## 統計表 TABLES

### I. 所有學校 All Schools

1.1	2013年至2023年日校數目 — 按學校類別統計 Day Schools by Type/Sector, 2013-2023	11
1.2	2013年至2023年私立中學夜校數目 Number of Private Secondary Evening Schools, 2013-2023	12
1.3	2013年至2023年日校學生人數 — 按學校類別統計 Student Enrolment in Day Schools by Type/Sector, 2013-2023	13
1.4	2013年至2023年夜間中學課程學生人數 Student Enrolment in Secondary Evening Courses, 2013-2023	17

### II. 幼稚園 Kindergartens

2.1	2013年至2023年幼稚園學額及學生人數 — 按級別統計 Accommodation and Student Enrolment in Kindergartens by Grade, 2013-2023	
	(A) 本地及非本地幼稚園 Local and Non-local Kindergartens	21
	(B) 本地幼稚園 Local Kindergartens	22
	(C) 非本地幼稚園 Non-local Kindergartens	23
	(D) 參加學前教育學券計劃/幼稚園教育計劃的幼稚園 Kindergartens Joining the Pre-primary Education Voucher Scheme/ Kindergarten Education Scheme	24
2.2	2023年幼稚園學額及學生人數 — 按學校宗教背景統計 Accommodation and Student Enrolment in Kindergartens by Religious Background of School, 2023	26
2.3	2023年幼稚園學額及學生人數 — 按幼稚園類別及級別統計 Accommodation and Student Enrolment in Kindergartens by Type of Kindergarten and Grade, 2023	27
2.4	2023年幼稚園學額及學生人數 — 按幼稚園類別及上課時間統計 Accommodation and Student Enrolment in Kindergartens by Type of Kindergarten and Session, 2023	28

# 目錄 CONTENTS

		頁數 Page
<b>統計表(續) TABLES (Cont'd)</b>		
2.5	2023年幼稚園學額及學生人數 — 按幼稚園類別、級別及上課時間統計 Accommodation and Student Enrolment in Kindergartens by Type of Kindergarten, Grade and Session, 2023	29
2.6	2023年幼稚園學額及學生人數 — 按分區及幼稚園類別統計 Accommodation and Student Enrolment in Kindergartens by District and Type of Kindergarten, 2023	30
2.7	2023年幼稚園學額及學生人數 — 按分區及級別統計 Accommodation and Student Enrolment in Kindergartens by District and Grade, 2023	
	(A) 本地及非本地幼稚園 Local and Non-local Kindergartens	31
	(B) 本地幼稚園 Local Kindergartens	32
	(C) 參加幼稚園教育計劃的幼稚園 Kindergartens Joining the Kindergarten Education Scheme	33
2.8	2023年幼稚園學額及學生人數 — 按分區及上課時間統計 Accommodation and Student Enrolment in Kindergartens by District and Session, 2023	
	(A) 本地及非本地幼稚園 Local and Non-local Kindergartens	34
	(B) 本地幼稚園 Local Kindergartens	35
	(C) 參加幼稚園教育計劃的幼稚園 Kindergartens Joining the Kindergarten Education Scheme	36
2.9	2023年幼稚園學生人數 — 按級別、性別及年齡統計 Student Enrolment in Kindergartens by Grade, Sex and Age, 2023	
	(A) 本地及非本地幼稚園 Local and Non-local Kindergartens	37
	(B) 本地幼稚園 Local Kindergartens	38
<b>III. 小學 Primary Schools</b>		
3.1	2013年至2023年小學開辦班數、學額、學生人數及重讀生人數 — 按級別統計 Operating Classes, Accommodation, Student Enrolment and Repeaters in Primary Schools by Grade, 2013-2023	41
3.2	2013年至2023年小學開辦班數、學額、學生人數及重讀生人數 — 按學校類別統計 Operating Classes, Accommodation, Student Enrolment and Repeaters in Primary Schools by Sector, 2013-2023	42

# 目錄 CONTENTS

		頁數 Page
<b>統計表(續) TABLES (Cont'd)</b>		
3.3	2023年小學開辦班數、學額、學生人數及重讀生人數 — 按學校類別及級別統計 Operating Classes, Accommodation, Student Enrolment and Repeaters in Primary Schools by Sector and Grade, 2023	45
3.4	2023年小學開辦班數、學額及學生人數 — 按學校宗教背景統計 Operating Classes, Accommodation and Student Enrolment in Primary Schools by Religious Background of School, 2023	46
3.5	2023年小學開辦班數 — 按分區及級別統計 Operating Classes in Primary Schools by District and Grade, 2023	
	(A) 所有學校 All Schools	47
	(B) 公營及直接資助計劃學校 Public Sector and DSS Schools	48
	(C) 國際及其他私立學校 International and Other Private Schools	49
3.6	2023年小學學額 — 按分區及級別統計 Accommodation in Primary Schools by District and Grade, 2023	
	(A) 所有學校 All Schools	50
	(B) 公營及直接資助計劃學校 Public Sector and DSS Schools	51
	(C) 國際及其他私立學校 International and Other Private Schools	52
3.7	2023年小學學生人數 — 按分區及級別統計 Student Enrolment in Primary Schools by District and Grade, 2023	
	(A) 所有學校 All Schools	53
	(B) 公營及直接資助計劃學校 Public Sector and DSS Schools	54
	(C) 國際及其他私立學校 International and Other Private Schools	55
3.8	2023年小學學生人數 — 按級別、性別及年齡統計 Student Enrolment in Primary Schools by Grade, Sex and Age, 2023	56
<b>IV. 中學 Secondary Schools</b>		
4.1	2013年至2023年中學日校開辦班數、學額、學生人數及重讀生人數 — 按級別統計 Operating Classes, Accommodation, Student Enrolment and Repeaters in Secondary Day Schools by Grade, 2013-2023	59
4.2	2013年至2023年中學日校開辦班數、學額、學生人數及重讀生人數 — 按學校類別統計 Operating Classes, Accommodation, Student Enrolment and Repeaters in Secondary Day Schools by Sector, 2013-2023	60



# 目錄 CONTENTS

	頁數 Page
統計表(續) TABLES (Cont'd)	
4.3 2023年中學日校開辦班數、學額、學生人數及重讀生人數 – 按學校類別及級別統計 Operating Classes, Accommodation, Student Enrolment and Repeaters in Secondary Day Schools by Sector and Grade, 2023	63
4.4 2023年中學日校開辦班數、學額及學生人數 – 按學校宗教背景統計 Operating Classes, Accommodation and Student Enrolment in Secondary Day Schools by Religious Background of School, 2023	64
4.5 2023年中學日校開辦班數 – 按分區及級別統計 Operating Classes in Secondary Day Schools by District and Grade, 2023	
(A) 所有學校 All Schools	65
(B) 公營及直接資助計劃學校 Public Sector and DSS Schools	66
(C) 國際及其他私立學校 International and Other Private Schools	67
4.6 2023年中學日校學額 – 按分區及級別統計 Accommodation in Secondary Day Schools by District and Grade, 2023	
(A) 所有學校 All Schools	68
(B) 公營及直接資助計劃學校 Public Sector and DSS Schools	69
(C) 國際及其他私立學校 International and Other Private Schools	70
4.7 2023年中學日校學生人數 – 按分區及級別統計 Student Enrolment in Secondary Day Schools by District and Grade, 2023	
(A) 所有學校 All Schools	71
(B) 公營及直接資助計劃學校 Public Sector and DSS Schools	72
(C) 國際及其他私立學校 International and Other Private Schools	73
4.8 2023年中學日校學生人數 – 按級別、性別及年齡統計 Student Enrolment in Secondary Day Schools by Grade, Sex and Age, 2023	74
4.9 2013年至2023年夜間中學課程學生人數 – 按級別統計 Student Enrolment in Secondary Evening Courses by Grade, 2013-2023	75

# 目錄 CONTENTS

	頁數 Page
統計表(續) TABLES (Cont'd)	
<b>V. 特殊教育 Special Education</b>	
5.1 2013年至2023年特殊學校及設有特殊班的普通學校數目 Number of Special Schools and Ordinary Schools with Special Classes, 2013-2023	79
5.2 2013年至2023年接受特殊教育（包括普通學校的特殊班）學生人數－按程度統計 Student Enrolment in Special Education (Including Special Classes in Ordinary Schools) by Level, 2013-2023	80
5.3 2013年至2023年本地特殊學校學生人數－按程度及類別統計 Student Enrolment in Local Special Schools by Level and Category, 2013-2023	81

# 目錄 CONTENTS

		頁數 Page
<b>統計圖 CHARTS</b>		
1	2023年日校數目及學生人數 – 按學校分類統計 Number of Day Schools and Student Enrolment by School Type, 2023	7
2	2023年幼稚園數目及學生人數 – 按幼稚園類別統計 Number of Kindergartens and Student Enrolment by Type of Kindergarten, 2023	8
3	2023年普通小學數目及學生人數 – 按學校類別統計 Number of Ordinary Primary Schools and Student Enrolment by Sector, 2023	9
4	2023年普通中學日校數目及學生人數 – 按學校類別統計 Number of Ordinary Secondary Day Schools and Student Enrolment by Sector, 2023	10
5	2013年至2023年幼稚園學生人數 – 按幼稚園類別統計 Student Enrolment in Kindergartens by Type of Kindergarten, 2013-2023	14
6	2013年至2023年小學學生人數 – 按學校類別統計 Student Enrolment in Primary Schools by Sector, 2013-2023	15
7	2013年至2023年中學日校學生人數 – 按學校類別統計 Student Enrolment in Secondary Day Schools by Sector, 2013-2023	16
8	2013年至2023年幼稚園學額及學生人數 Accommodation and Student Enrolment in Kindergartens, 2013-2023	25
9	2013年至2023年小學學額及學生人數 Accommodation and Student Enrolment in Primary Schools, 2013-2023	43
10	2013年至2023年小學每班平均人數 Average Class Size in Primary Schools, 2013-2023	44
11	2013年至2023年中學日校學額及學生人數 Accommodation and Student Enrolment in Secondary Day Schools, 2013-2023	61
12	2013年至2023年中一每班平均人數 Average Class Size in Secondary One, 2013-2023	62



## 簡介

1. 本報告列載普通幼稚園、小學及中學的學生人數詳細統計數字，亦包括為有特殊教育需要學生而設學校的學生人數基本統計數字。
2. 本報告所載的學生人數統計數字，是根據教育局各資訊系統所備存的行政記錄，以及學校教育統計組按年進行「學生人數統計調查」所搜集的數據編製而成。就 2023/24 學年的統計數字而言，大部分數據（主要包括所有公營中、小學和參加幼稚園教育計劃的幼稚園的數據）是來自上述資訊系統；而餘下有關國際和其他私立中、小學的數據，以及上述資訊系統未能提供的一些有關幼稚園和直接資助計劃中、小學的特定數據項目，則是透過「學生人數統計調查」搜集得來。是項統計調查的回應率為 100%。
3. 除註明外，所有幼稚園、小學及中學的學生統計數字均反映該學年 9 月的情况（除了 2020 年反映 10 月的情况）。為簡化代號，本報告會以學年開始的年份來表示某一學年，即 2023 年的數字是指 2023/24 學年的數字。

## Introduction

1. This report presents detailed statistics on student enrolment in ordinary kindergartens, primary and secondary schools. Basic statistics on enrolment in schools for students with special educational needs are also included.
2. Student enrolment statistics contained in this report are compiled based on administrative records kept in the Bureau's information systems as well as data collected via the annual Student Enrolment Survey conducted by the School Education Statistics Section. For statistics of the 2023/24 school year, the main bulk of data, covering primarily all public sector primary and secondary schools as well as kindergartens participating in the Kindergarten Education Scheme, were available from the information systems. The remaining data, being those of international and other private primary and secondary schools as well as selected data items of kindergartens and Direct Subsidy Scheme (DSS) primary and secondary schools, that were not available from the information systems, were collected via the survey. The survey achieved a response rate of 100%.
3. Unless otherwise stated, all enrolment statistics for kindergartens, primary and secondary schools refer to the position as at September (except for 2020 refers to October position) of the respective school years. To simplify the notations, the year that a school year commences is used to represent the school year hereafter. In other words, statistics for 2023 refer to those for the 2023/24 school year.

## 簡介 (續)

4. 由 2005 年 9 月 1 日開始，當局實施協調學前服務的措施，凡提供 3 歲或以上學前服務的機構（包括過往受社會福利署監管且提供 0 至 6 歲或 2 至 6 歲服務的幼兒中心），均須根據《教育條例》（第 279 章）註冊為幼稚園，並以幼稚園或幼稚園暨幼兒中心的模式營辦。下文所述的「幼稚園」，已包括「幼稚園暨幼兒中心」。有關幼稚園的數字包括幼稚園暨幼兒中心開辦的幼兒班、低班及高班的數字。
5. 當局於 2008/09 學年起，透過公營學校提供免費高中教育，並由 2009 年 9 月開始，在中四推出三年的新高中學制。因此，由 2011 年開始有關中六學生的數字是反映就讀新高中學制的學生，並不能與較早年份的數字比較。此外，新高中學制亦於 2012/13 學年全面推行，本地課程自該學年起沒有中七津貼學額。

## Introduction (Cont'd)

4. Upon harmonisation of pre-primary services on 1 September 2005, all pre-primary institutions providing services for children aged 3 or above (including child care centres providing services for children aged 0-6 or 2-6 supervised by the Social Welfare Department before then) are registered as kindergartens under the Education Ordinance (Cap. 279) and are operated as kindergartens or kindergarten-cum-child care centres. Kindergartens hereafter mentioned include these kindergarten-cum-child care centres. Figures for kindergartens include nursery, lower and upper classes in kindergarten-cum-child care centres.
5. Starting from the 2008/09 school year, senior secondary education is provided free through public sector schools. The 3-year senior secondary education under the New Senior Secondary Academic Structure was implemented in Secondary 4 in September 2009. Therefore, figures for Secondary 6 students from 2011 onwards referred to students enrolled under the New Senior Secondary Academic Structure. Accordingly, they are not comparable to figures for earlier years. Moreover, upon the full implementation of the New Senior Secondary Academic Structure in the 2012/13 school year, there are no subsidised Secondary 7 places under the local curriculum starting from that school year.

## 簡介 (續)

6. 為方便編製按級別的統計數字，本局已要求提供非本地正規課程的學校（主要為國際及其他私立學校），按相等於本地正規課程的級別程度劃分提供按級別的學生數據。小學的統計數字亦包括國際及其他私立小學開辦的預備班的數字。
7. 為方便讀者了解學生人數統計的各項數字，本報告的最後部分附有「名詞釋義」，列出學生人數統計中各主要名詞的定義。這些名詞的定義或會與教育局其他分部／組所用的定義不盡相同，故不能視為其他用途的正式定義。

## Introduction (Cont'd)

6. To facilitate the compilation of statistics by grade, schools offering non-local formal curriculum (mainly refer to international and other private schools) have been requested to provide the student data by grade according to the grades equivalent to those of the local formal curriculum. Figures for primary schools also cover those of preparatory classes operated by international and other private primary schools.
7. To facilitate better understanding of the statistics, a glossary listing the definitions of major terms is given at the end of this report. The definitions listed may differ from those used by other divisions/sections of the Education Bureau and should NOT therefore be taken as OFFICIAL ones to be adopted for other purposes.

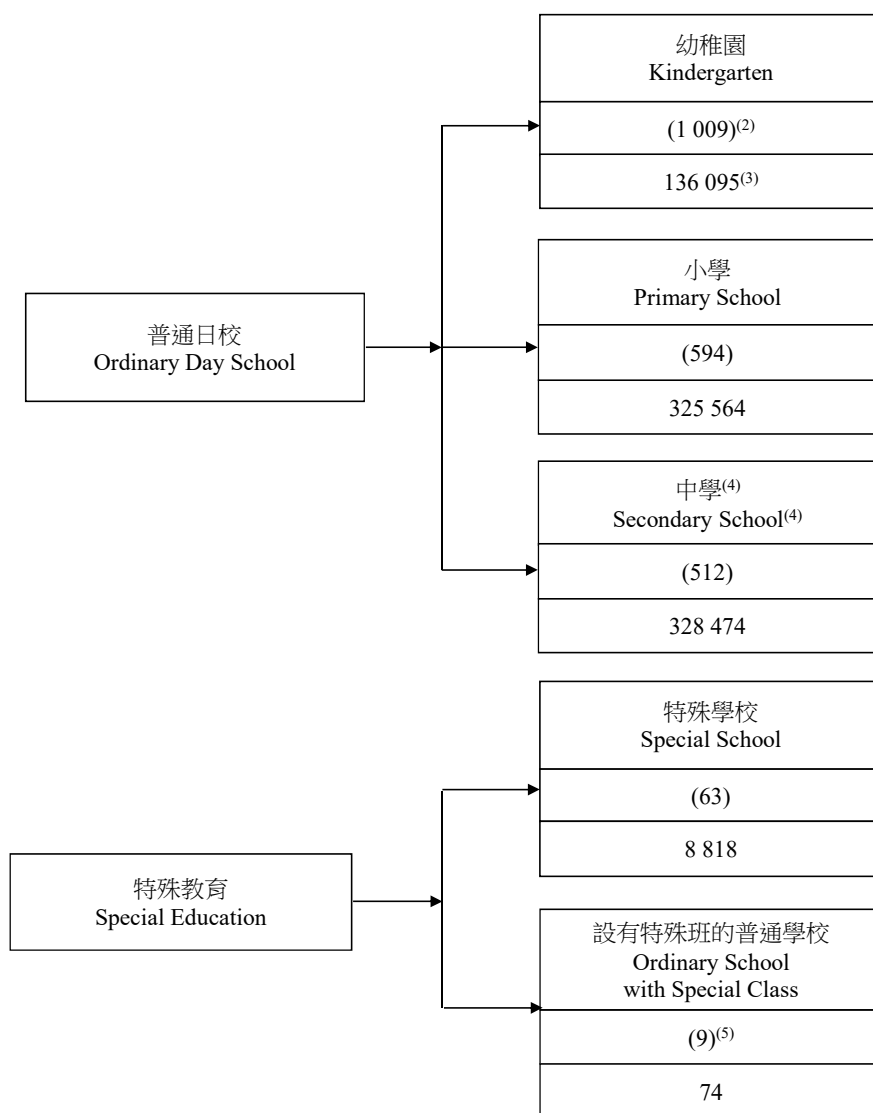




**I**  
所有學校  
**All Schools**



圖 1 2023年日校數目<sup>(1)</sup>及學生人數 – 按學校分類統計  
 Chart 1 Number of Day Schools<sup>(1)</sup> and Student Enrolment by School Type, 2023



- 註： 學生人數反映2023年9月15日的情況。
- (1) 只包括在教育局註冊的學校。
  - (2) 數字包括幼稚園暨幼兒中心。
  - (3) 數字包括幼稚園暨幼兒中心的幼兒班、低班及高班。
  - (4) 數字不包括營辦補習班、職業訓練及成人教育的私立學校。這些學校亦可能開辦日間中學課程。
  - (5) 指有開辦特殊班的普通學校，只有很少數的非公營普通學校開辦特殊班。其數字亦計算在相應的普通小學和中學學校數目內。
  - ( ) 括號內之數字代表所示的學校數目。

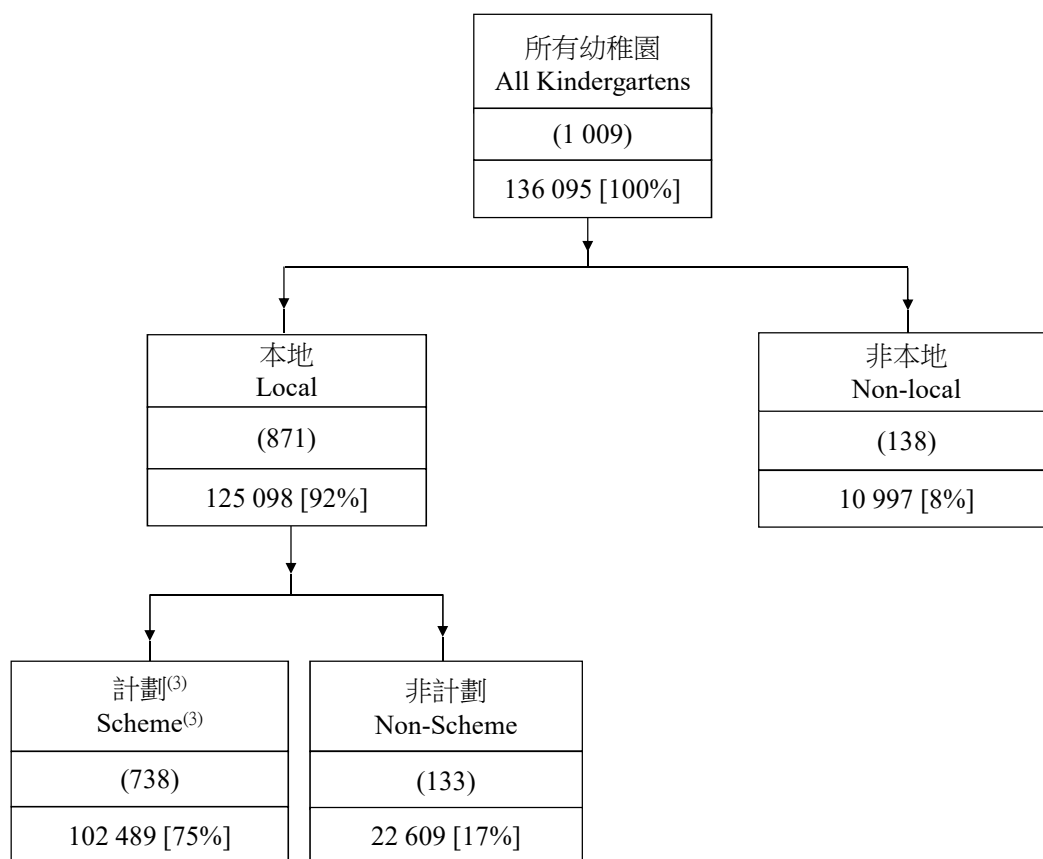
資料來源： 教育局學校教育統計組  
 教育局學校發展分部中央1組  
 教育局幼稚園行政組  
 教育局特殊教育分部

- Notes: Figures on enrolment refer to the position as at 15 September 2023.
- (1) Including only schools registered under the Education Bureau.
  - (2) Figures include kindergarten-cum-child care centres.
  - (3) Figures include nursery, lower and upper classes in kindergarten-cum-child care centres.
  - (4) Figures exclude private schools offering tutorial, vocational and adult education courses, which may also operate secondary day courses.
  - (5) Referring to ordinary schools offering special classes. Only a very small number of non-public sector ordinary schools are operating special classes. They are also counted in the respective numbers of ordinary primary and secondary schools.
  - ( ) Figures in brackets represent the respective numbers of schools.

Sources: School Education Statistics Section, Education Bureau  
 Central Team 1/School Development Division, Education Bureau  
 Kindergarten Administration Section, Education Bureau  
 Special Education Division, Education Bureau

圖 2 2023年幼稚園數目<sup>(1)</sup>及學生人數<sup>(2)</sup> – 按幼稚園類別統計

Chart 2 Number of Kindergartens<sup>(1)</sup> and Student Enrolment<sup>(2)</sup> by Type of Kindergarten, 2023



註： 學生人數反映2023年9月15日的情況。

(1) 只包括在教育局註冊的幼稚園及幼稚園暨幼兒中心。所有幼稚園及幼稚園暨幼兒中心均屬私營。

(2) 數字包括幼稚園暨幼兒中心的幼兒班、低班及高班。

(3) 「計劃」代表幼稚園教育計劃。

( ) 圓括號內的數字代表所示幼稚園及幼稚園暨幼兒中心的數目。

[ ] 方括號內的數字代表所示學生人數佔總學生人數的百分比。

資料來源：教育局學校教育統計組  
教育局幼稚園行政組

Notes: Figures on enrolment refer to the position as at 15 September 2023.

(1) Including only kindergartens and kindergarten-cum-child care centres registered under the Education Bureau. All kindergartens and kindergarten-cum-child care centres are privately run.

(2) Figures include nursery, lower and upper classes in kindergarten-cum-child care centres.

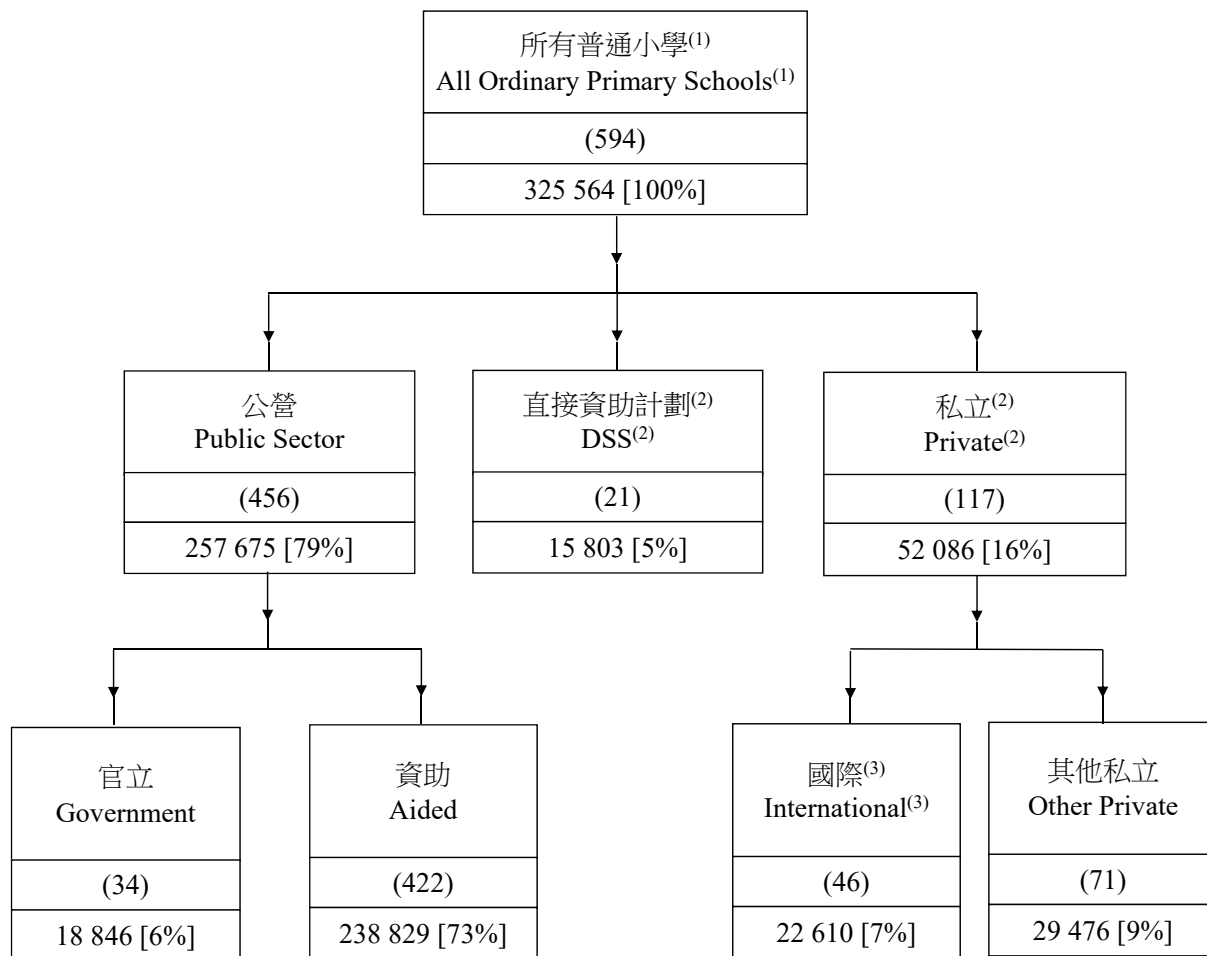
(3) "Scheme" stands for Kindergarten Education Scheme.

( ) Figures in round brackets represent the respective numbers of kindergartens and kindergarten-cum-child care centres.

[ ] Figures in square brackets represent the respective percentage shares of student enrolment in total enrolment.

Sources: School Education Statistics Section, Education Bureau  
Kindergarten Administration Section, Education Bureau

圖 3 2023年普通小學數目及學生人數 – 按學校類別統計  
 Chart 3 Number of Ordinary Primary Schools and Student Enrolment by Sector, 2023



- 註：
- 學生人數反映2023年9月15日的情況。
  - (1) 只包括在教育局註冊的學校。數字不包括特殊學校。
  - (2) 部分非公營學校開辦非本地正規課程。
  - (3) 國際學校可能同時開辦小學及中學。因此，將不同程度的國際學校數目相加並不等於所有國際學校的總數。
  - ( ) 圓括號內之數字代表所示的學校數目。
  - [ ] 方括號內的數字代表所示學生人數佔總學生人數的百分比。由於四捨五入關係，個別百分比相加可能與相應的總數不同。

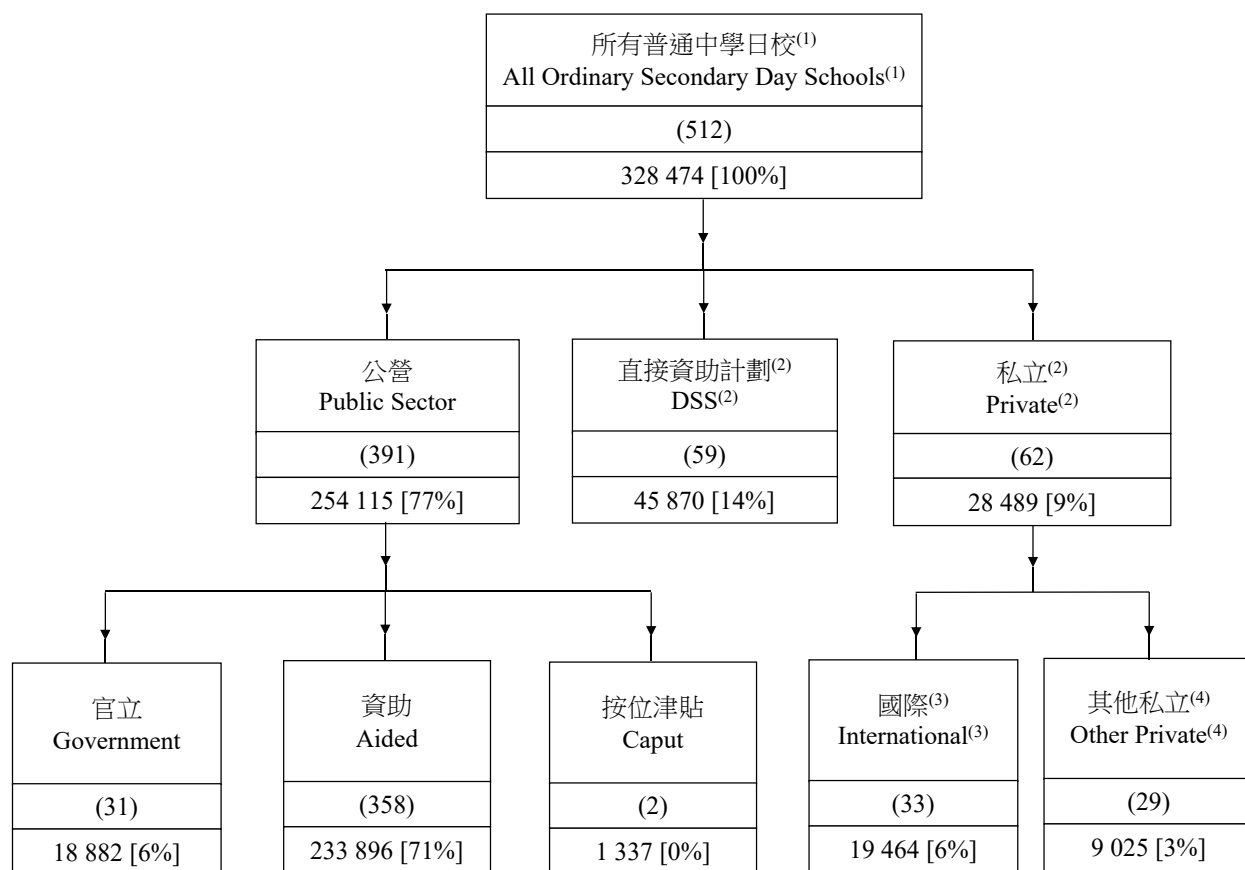
資料來源：教育局學校教育統計組  
 教育局學校發展分部中央1組

- Notes:
- Figures on enrolment refer to the position as at 15 September 2023.
  - (1) Including only schools registered under the Education Bureau. Figures do not include special schools.
  - (2) Some of the non-public sector schools operate non-local formal curriculum courses.
  - (3) International schools may operate at both primary and secondary levels at the same time. Therefore, adding the respective numbers at different levels will not give the total number of international schools.
  - ( ) Figures in round brackets represent the respective numbers of schools.
  - [ ] Figures in square brackets represent the respective percentage shares of student enrolment in total enrolment. Figures may not add up to the corresponding totals due to rounding.

Sources: School Education Statistics Section, Education Bureau  
 Central Team 1/School Development Division, Education Bureau

圖 4  
Chart 4

2023年普通中學日校數目及學生人數 — 按學校類別統計  
Number of Ordinary Secondary Day Schools and Student Enrolment by Sector, 2023



- 註： 學生人數反映2023年9月15日的情況。
- (1) 只包括在教育局註冊的學校。數字不包括特殊學校。
  - (2) 部分非公營學校開辦非本地正規課程。
  - (3) 國際學校可能同時開辦小學及中學。因此，將不同程度的國際學校數目相加並不等於所有國際學校的總數。
  - (4) 數字不包括營辦補習班、職業訓練及成人教育的私立學校。這些學校亦可能開辦日間中學課程。
  - ( ) 圓括號內之數字代表所示的學校數目。
  - [ ] 方括號內的數字代表所示學生人數佔總學生人數的百分比。由於四捨五入關係，個別百分比相加可能與相應的總數不同。

資料來源：教育局學校教育統計組  
教育局學校發展分部中央1組

- Notes: Figures on enrolment refer to the position as at 15 September 2023.
- (1) Including only schools registered under the Education Bureau. Figures do not include special schools.
  - (2) Some of the non-public sector schools operate non-local formal curriculum courses.
  - (3) International schools may operate at both primary and secondary levels at the same time. Therefore, adding the respective numbers at different levels will not give the total number of international schools.
  - (4) Figures exclude private schools offering tutorial, vocational and adult education courses, which may also operate secondary day courses.
  - ( ) Figures in round brackets represent the respective numbers of schools.
  - [ ] Figures in square brackets represent the respective percentage shares of student enrolment in total enrolment. Figures may not add up to the corresponding totals due to rounding.

Sources: School Education Statistics Section, Education Bureau  
Central Team 1/School Development Division, Education Bureau

## 1.1 2013年至2023年日校數目－按學校類別統計 Day Schools by Type/Sector, 2013-2023

學校類別 Type/Sector			2013	2014	2015	2016	2017	2018	2019	2020	2021	2022	2023
幼稚園 <sup>(1,2)</sup> Kindergarten <sup>(1,2)</sup>	本地	Local	869	874	872	876	881	884	894	897	893	881	871
	非本地	Non-local	100	104	128	138	149	149	155	149	149	145	138
	<b>合計</b>	<b>All</b>	<b>969</b>	<b>978</b>	<b>1 000</b>	<b>1 014</b>	<b>1 030</b>	<b>1 033</b>	<b>1 049</b>	<b>1 046</b>	<b>1 042</b>	<b>1 026</b>	<b>1 009</b>
小學 Primary	官立	Government	34	34	34	34	34	34	34	34	34	34	34
	資助	Aided	419	418	420	420	420	422	421	421	422	422	422
	直接資助計劃 <sup>(3)</sup>	DSS <sup>(3)</sup>	21	21	21	21	21	21	21	21	21	21	21
	國際 <sup>(4)</sup>	International <sup>(4)</sup>	43	45	44	43	44	46	44	45	45	46	46
	其他私立 <sup>(3)</sup>	Other Private <sup>(3)</sup>	52	53	53	57	62	64	67	68	69	70	71
	<b>合計</b>	<b>All</b>	<b>569</b>	<b>571</b>	<b>572</b>	<b>575</b>	<b>581</b>	<b>587</b>	<b>587</b>	<b>589</b>	<b>591</b>	<b>593</b>	<b>594</b>
中學 Secondary	官立	Government	32	31	31	31	31	31	31	31	31	31	31
	資助	Aided	362	362	360	360	359	359	359	359	359	358	358
	按位津貼	Caput	2	2	2	2	2	2	2	2	2	2	2
	直接資助計劃 <sup>(3)</sup>	DSS <sup>(3)</sup>	62	61	61	61	61	60	59	59	59	59	59
	國際 <sup>(4)</sup>	International <sup>(4)</sup>	29	30	30	31	33	34	33	33	33	33	33
其他私立 <sup>(3,5)</sup>	Other Private <sup>(3,5)</sup>	27	23	22	21	20	20	20	22	24	27	29	
	<b>合計</b>	<b>All</b>	<b>514</b>	<b>509</b>	<b>506</b>	<b>506</b>	<b>506</b>	<b>506</b>	<b>504</b>	<b>506</b>	<b>508</b>	<b>510</b>	<b>512</b>
特殊學校 <sup>(2)</sup> Special School <sup>(2)</sup>	本地／資助	Local/Aided	60	60	60	60	61	60	60	61	62	62	62
	國際 <sup>(6)</sup>	International <sup>(6)</sup>	1	1	1	1	1	1	1	1	1	1	1
	<b>合計</b>	<b>All</b>	<b>61</b>	<b>61</b>	<b>61</b>	<b>61</b>	<b>62</b>	<b>61</b>	<b>61</b>	<b>62</b>	<b>63</b>	<b>63</b>	<b>63</b>

註： (1) 包括幼稚園暨幼兒中心。  
(2) 不包括在社會福利署轄下註冊的特殊幼兒中心。  
(3) 部分非公營學校開辦非本地正規課程。  
(4) 國際學校可能同時開辦小學及中學。因此，將不同程度的國際學校數目相加並不等於所有國際學校的總數。  
(5) 不包括營辦補習班、職業訓練及成人教育的私立學校。這些學校亦可能開辦日間中學課程。  
(6) 指英基學校協會屬下的一所特殊學校。

Notes: (1) Including kindergarten-cum-child care centres.  
(2) Excluding special child care centres registered under the Social Welfare Department.  
(3) Some of the non-public sector schools operate non-local formal curriculum courses.  
(4) International schools may operate at both primary and secondary levels at the same time. Therefore, adding the respective numbers at different levels will not give the total number of international schools.  
(5) Excluding private schools offering tutorial, vocational and adult education courses, which may also operate secondary day courses.  
(6) Referring to one special school under the English Schools Foundation.

## 1.2 2013年至2023年私立<sup>(1)</sup>中學夜校數目

### Number of Private<sup>(1)</sup> Secondary Evening Schools, 2013-2023

---

	2013	2014	2015	2016	2017	2018	2019	2020	2021	2022	2023
私立中學夜校 Private Secondary Evening Schools	28	26	26	21	21	18	17	16	6	6	7

---

註： (1) 不包括營辦補習班、職業訓練及成人教育的私立學校。這些學校亦可能開辦夜間中學課程。

Note: (1) Excluding private schools offering tutorial, vocational and adult education courses, which may also operate secondary evening courses.



**1.3 2013年至2023年日校學生人數 — 按學校類別統計**  
**Student Enrolment in Day Schools by Type/Sector, 2013-2023**

學校類別 Type/Sector			2013	2014	2015	2016	2017	2018	2019	2020	2021	2022	2023
幼稚園 <sup>(1)</sup> Kindergarten <sup>(1)</sup>	本地 Local		160 605	166 755	171 935	170 410	167 032	159 895	160 006	152 287	143 597	132 646	125 098
	非本地 Non-local		9 238	9 642	13 463	13 622	14 115	14 507	14 291	12 648	12 359	11 030	10 997
	<b>合計</b>	<b>All</b>	<b>169 843</b>	<b>176 397</b>	<b>185 398</b>	<b>184 032</b>	<b>181 147</b>	<b>174 402</b>	<b>174 297</b>	<b>164 935</b>	<b>155 956</b>	<b>143 676</b>	<b>136 095</b>
小學 Primary	官立 Government		20 979	21 131	21 466	22 000	22 618	23 159	23 043	22 393	21 084	19 750	18 846
	資助 Aided		238 888	245 022	251 540	260 482	270 839	278 732	278 030	270 930	258 571	246 900	238 829
	直接資助計劃 <sup>(2)</sup> DSS <sup>(2)</sup>		14 562	14 839	15 120	15 326	15 590	15 759	15 935	15 918	15 744	15 544	15 803
	國際 International		19 492	20 193	20 439	21 093	21 912	22 720	23 156	22 783	22 933	22 143	22 610
	其他私立 <sup>(2)</sup> Other Private <sup>(2)</sup>		26 997	28 115	28 993	30 107	31 090	32 095	33 064	32 233	30 662	29 214	29 476
<b>合計</b>	<b>All</b>	<b>320 918</b>	<b>329 300</b>	<b>337 558</b>	<b>349 008</b>	<b>362 049</b>	<b>372 465</b>	<b>373 228</b>	<b>364 257</b>	<b>348 994</b>	<b>333 551</b>	<b>325 564</b>	
中學 Secondary	官立 Government		24 937	23 540	22 260	21 360	21 013	20 574	20 551	20 467	19 910	19 071	18 882
	資助 Aided		297 177	277 105	258 899	245 956	238 971	233 630	234 319	235 991	233 724	230 407	233 896
	按位津貼 Caput		1 577	1 465	1 366	1 293	1 258	1 221	1 256	1 215	1 224	1 232	1 337
	直接資助計劃 <sup>(2)</sup> DSS <sup>(2)</sup>		49 103	48 268	47 232	46 356	45 863	45 601	46 049	45 586	44 636	43 892	45 870
	國際 International		16 088	16 442	16 530	16 664	16 956	17 478	17 977	18 232	18 561	18 483	19 464
其他私立 <sup>(2,3)</sup> Other Private <sup>(2,3)</sup>		6 463	6 311	6 322	6 523	6 743	6 994	7 242	7 520	7 872	8 077	9 025	
<b>合計</b>	<b>All</b>	<b>395 345</b>	<b>373 131</b>	<b>352 609</b>	<b>338 152</b>	<b>330 804</b>	<b>325 498</b>	<b>327 394</b>	<b>329 011</b>	<b>325 927</b>	<b>321 162</b>	<b>328 474</b>	
特殊教育 <sup>(4)</sup> Special Education <sup>(4)</sup>	本地/資助 Local/Aided		7 834	7 643	7 703	7 682	7 826	7 939	8 201	8 223	8 311	8 389	8 747
	國際 <sup>(5)</sup> International <sup>(5)</sup>		129	113	136	158	168	186	137	128	155	144	138
	其他私立 Other Private		2	4	8	3	8	5	6	5	5	6	7
<b>合計</b>	<b>All</b>	<b>7 965</b>	<b>7 760</b>	<b>7 847</b>	<b>7 843</b>	<b>8 002</b>	<b>8 130</b>	<b>8 344</b>	<b>8 356</b>	<b>8 471</b>	<b>8 539</b>	<b>8 892</b>	

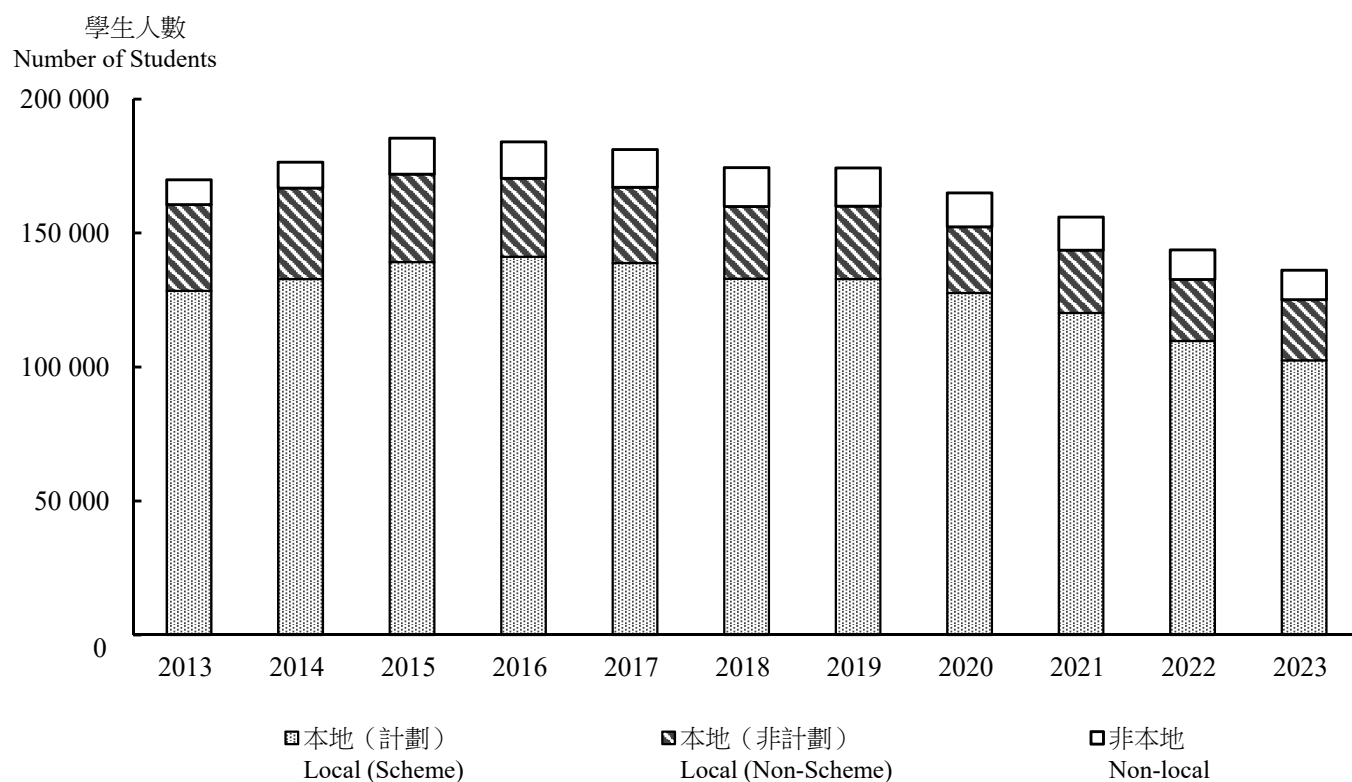
註： 數字反映該年9/10月的情况。

- (1) 包括幼稚園暨幼兒中心的幼兒班、低班及高班。
- (2) 部分非公營學校開辦非本地正規課程。
- (3) 不包括由營辦補習班、職業訓練及成人教育的私立學校所開辦的日間中學課程。
- (4) 包括特殊學校和很少數的非公營普通學校開辦的特殊班，但不包括在社會福利署轄下註冊的特殊幼兒中心及那些在沒開辦特殊班的普通學校就讀而有特殊教育需要的學生。
- (5) 包括英基學校協會屬下的一所特殊學校及設於普通國際學校的特殊班。

Notes: Figures refer to the position as at September/October of the respective years.

- (1) Including nursery, lower and upper classes in kindergarten-cum-child care centres.
- (2) Some of the non-public sector schools operate non-local formal curriculum courses.
- (3) Excluding secondary day courses operated by private schools offering tutorial, vocational and adult education courses.
- (4) Including special schools and a very small number of special classes in non-public sector ordinary schools, but excluding special child care centres registered under the Social Welfare Department and those students with special educational needs who are enrolled in ordinary schools without operating special classes.
- (5) Including one special school under the English Schools Foundation and special classes in ordinary international schools.

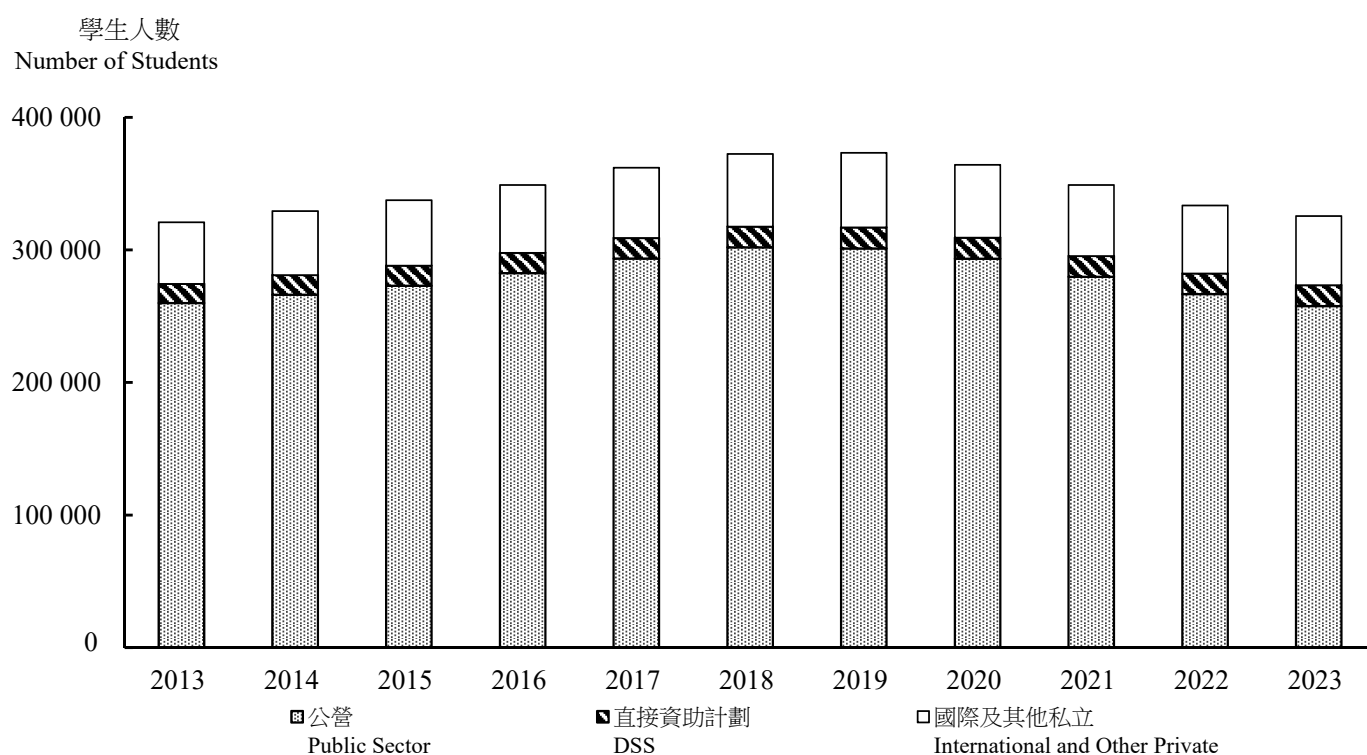
圖 5 2013年至2023年幼稚園學生人數 – 按幼稚園類別統計  
 Chart 5 Student Enrolment in Kindergartens by Type of Kindergarten, 2013-2023



註：  
 (1) 2020年數字反映10月中情況，其餘則為該年9月中的情況。  
 (2) 數字包括幼稚園暨幼兒中心的幼兒班、低班及高班。  
 (3) 「計劃」代表2013年至2016年的學前教育學券計劃，及由2017年起的幼稚園教育計劃。

Notes:  
 (1) Figures for 2020 refer to the position as at mid-October, and others refer to the position as at mid-September of the respective years.  
 (2) Figures include nursery, lower and upper classes in kindergarten-cum-child care centres.  
 (3) "Scheme" stands for Pre-primary Education Voucher Scheme from 2013 to 2016, and Kindergarten Education Scheme with effect from 2017.

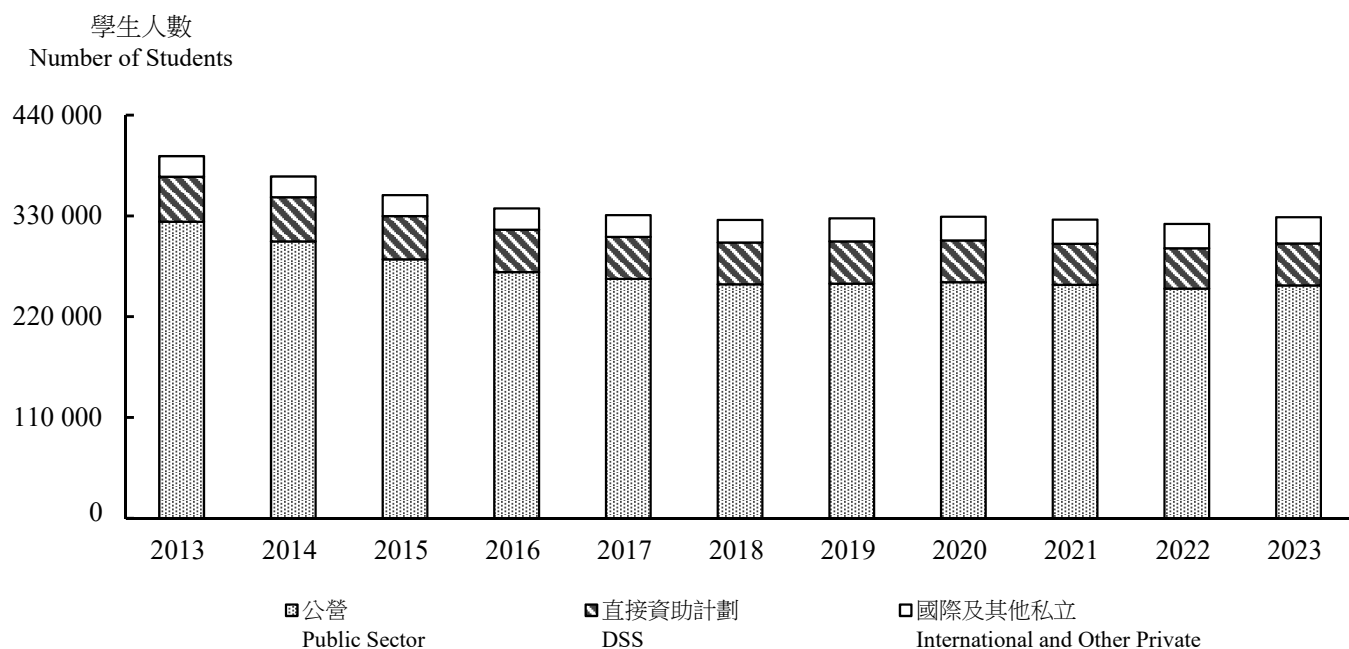
圖 6 2013年至2023年小學學生人數 – 按學校類別統計  
 Chart 6 Student Enrolment in Primary Schools by Sector, 2013-2023



註：  
 (1) 2020年數字反映10月中情況，其餘則為該年9月中的情況。  
 (2) 數字包括普通小學，但不包括特殊學校。  
 (3) 部分非公營學校開辦非本地正規課程。

Notes:  
 (1) Figures for 2020 refer to the position as at mid-October, and others refer to the position as at mid-September of the respective years.  
 (2) Figures include ordinary primary schools, but not special schools.  
 (3) Some of the non-public sector schools operate non-local formal curriculum courses.

圖 7 2013年至2023年中學日校學生人數 — 按學校類別統計  
 Chart 7 Student Enrolment in Secondary Day Schools by Sector, 2013-2023



- 註：
- (1) 2020年數字反映10月中情況，其餘則為該年9月中的情況。
  - (2) 數字包括普通中學日校，但不包括特殊學校及由營辦補習班、職業訓練及成人教育的私立學校所開辦的日間中學課程。
  - (3) 部分非公營學校開辦非本地正規課程。

- Notes:
- (1) Figures for 2020 refer to the position as at mid-October, and others refer to the position as at mid-September of the respective years.
  - (2) Figures include ordinary secondary day schools, but not special schools and secondary day courses operated by private schools offering tutorial, vocational and adult education courses.
  - (3) Some of the non-public sector schools operate non-local formal curriculum courses.

**1.4 2013年至2023年夜間中學課程學生人數**  
**Student Enrolment in Secondary Evening Courses , 2013-2023**

	2013	2014	2015	2016	2017	2018	2019	2020	2021	2022	2023
夜間中學課程 <sup>(1)</sup>											
Secondary Evening Courses <sup>(1)</sup>	1 870	1 666	1 526	1 285	1 226	1 193	1 031	1 006	1 082	986	914

註： 2020年數字反映10月中情況，其餘則為該年9月中的情況。

(1) 包括由私立中學（當中包括於指定中心授課的認可辦學機構）和營辦補習班、職業訓練及成人教育的私立學校所開辦的夜間中學課程。

Notes: Figures for 2020 refer to the position as at mid-October, and others refer to the position as at mid-September of the respective years.

(1) Including secondary evening courses operated by private secondary schools (also covering those operated by approved course providers in designated centres) and private schools offering tutorial, vocational and adult education courses.



**II**  
**幼稚園**  
**Kindergartens**





**2.1 2013年至2023年幼稚園學額及學生人數 — 按級別統計**  
**Accommodation and Student Enrolment in Kindergartens by Grade, 2013-2023**

**(A) 本地及非本地幼稚園**  
**Local and Non-local Kindergartens**

級別 Grade		2013	2014	2015	2016	2017	2018	2019	2020	2021	2022	2023
所有級別 All Grades												
學額 Accommodation		201 162	205 843	214 348	215 483	214 156	208 235	208 308	204 362	198 255	189 379	178 017
學生人數 Enrolment		169 843	176 397	185 398	184 032	181 147	174 402	174 297	164 935	155 956	143 676	136 095
幼兒班 Nursery Class												
學額 Accommodation		69 293	73 816	76 799	67 408	70 080	69 661	70 380	66 777	63 375	61 720	54 795
學生人數 Enrolment		57 824	62 369	65 323	57 355	59 350	58 168	58 710	53 877	50 003	46 985	42 182
低班 Lower Class												
學額 Accommodation		67 050	68 240	73 047	77 563	68 996	71 548	70 090	71 001	67 630	63 799	62 602
學生人數 Enrolment		56 699	58 738	63 315	65 769	58 481	59 978	58 534	57 195	53 199	48 646	47 947
高班 Upper Class												
學額 Accommodation		64 819	63 787	64 502	70 512	75 080	67 026	67 838	66 584	67 250	63 860	60 620
學生人數 Enrolment		55 320	55 290	56 760	60 908	63 316	56 256	57 053	53 863	52 754	48 045	45 966

- 註： (1) 2020年數字反映10月中情況，其餘則為該年9月中的情況。  
(2) 數字包括幼稚園暨幼兒中心的幼兒班、低班及高班。  
(3) 有關學額的數字，並不包括空置課室及空置的幼兒中心部分。

- Notes: (1) Figures for 2020 refer to the position as at mid-October, and others refer to the position as at mid-September of the respective years.  
(2) Figures include nursery, lower and upper classes in kindergarten-cum-child care centres.  
(3) Figures on accommodation do not include vacant classrooms and vacant child care centre portions.

**2.1 (續) 2013年至2023年幼稚園學額及學生人數 — 按級別統計**  
**(Cont'd) Accommodation and Student Enrolment in Kindergartens by Grade, 2013-2023**

**(B) 本地幼稚園**  
**Local Kindergartens**

級別 Grade		2013	2014	2015	2016	2017	2018	2019	2020	2021	2022	2023
所有級別 All Grades												
學額	Accommodation	187 908	191 771	195 356	195 391	193 163	186 898	186 975	184 346	178 724	171 303	160 501
學生人數	Enrolment	160 605	166 755	171 935	170 410	167 032	159 895	160 006	152 287	143 597	132 646	125 098
幼兒班 Nursery Class												
學額	Accommodation	63 892	68 256	69 275	60 203	62 465	61 936	62 438	59 387	55 893	54 378	48 162
學生人數	Enrolment	54 052	58 543	59 978	52 409	54 163	52 817	53 246	49 150	45 295	42 540	37 976
低班 Lower Class												
學額	Accommodation	61 893	62 950	65 954	69 357	60 980	63 217	62 003	63 092	59 888	56 818	55 466
學生人數	Enrolment	53 039	55 048	58 229	60 273	53 096	54 313	53 116	52 173	48 253	44 265	43 332
高班 Upper Class												
學額	Accommodation	62 123	60 565	60 127	65 831	69 718	61 745	62 534	61 867	62 943	60 107	56 873
學生人數	Enrolment	53 514	53 164	53 728	57 728	59 773	52 765	53 644	50 964	50 049	45 841	43 790

- 註： (1) 2020年數字反映10月中情況，其餘則為該年9月中的情況。  
(2) 數字包括幼稚園暨幼兒中心的幼兒班、低班及高班。  
(3) 有關學額的數字，並不包括空置課室及空置的幼兒中心部分。

- Notes: (1) Figures for 2020 refer to the position as at mid-October, and others refer to the position as at mid-September of the respective years.  
(2) Figures include nursery, lower and upper classes in kindergarten-cum-child care centres.  
(3) Figures on accommodation do not include vacant classrooms and vacant child care centre portions.

2.1 (續) 2013年至2023年幼稚園學額及學生人數 — 按級別統計  
(Cont'd) Accommodation and Student Enrolment in Kindergartens by Grade, 2013-2023

(C) 非本地幼稚園  
Non-local Kindergartens

級別 Grade		2013	2014	2015	2016	2017	2018	2019	2020	2021	2022	2023
所有級別 All Grades												
學額	Accommodation	13 254	14 072	18 992	20 092	20 993	21 337	21 333	20 016	19 531	18 076	17 516
學生人數	Enrolment	9 238	9 642	13 463	13 622	14 115	14 507	14 291	12 648	12 359	11 030	10 997
幼兒班 Nursery Class												
學額	Accommodation	5 401	5 560	7 524	7 205	7 615	7 725	7 942	7 390	7 482	7 342	6 633
學生人數	Enrolment	3 772	3 826	5 345	4 946	5 187	5 351	5 464	4 727	4 708	4 445	4 206
低班 Lower Class												
學額	Accommodation	5 157	5 290	7 093	8 206	8 016	8 331	8 087	7 909	7 742	6 981	7 136
學生人數	Enrolment	3 660	3 690	5 086	5 496	5 385	5 665	5 418	5 022	4 946	4 381	4 615
高班 Upper Class												
學額	Accommodation	2 696	3 222	4 375	4 681	5 362	5 281	5 304	4 717	4 307	3 753	3 747
學生人數	Enrolment	1 806	2 126	3 032	3 180	3 543	3 491	3 409	2 899	2 705	2 204	2 176

- 註： (1) 2020年數字反映10月中情況，其餘則為該年9月中的情況。  
(2) 數字包括幼稚園暨幼兒中心的幼兒班、低班及高班。  
(3) 有關學額的數字，並不包括空置課室及空置的幼兒中心部分。

- Notes: (1) Figures for 2020 refer to the position as at mid-October, and others refer to the position as at mid-September of the respective years.  
(2) Figures include nursery, lower and upper classes in kindergarten-cum-child care centres.  
(3) Figures on accommodation do not include vacant classrooms and vacant child care centre portions.

2.1 (續) 2013年至2023年幼稚園學額及學生人數 — 按級別統計  
(Cont'd) Accommodation and Student Enrolment in Kindergartens by Grade, 2013-2023

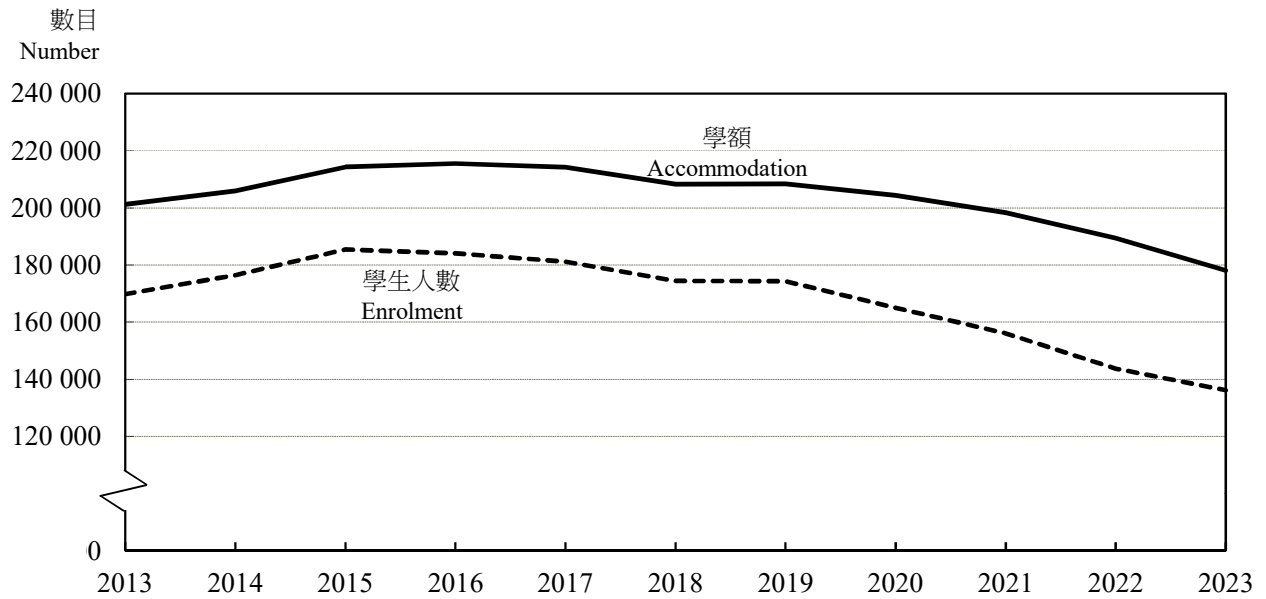
(D) 參加學前教育學券計劃/幼稚園教育計劃的幼稚園  
Kindergartens Joining the Pre-primary Education Voucher Scheme/Kindergarten Education Scheme

級別 Grade		2013	2014	2015	2016	2017	2018	2019	2020	2021	2022	2023
所有級別 All Grades												
學額	Accommodation	149 207	151 373	156 295	159 420	157 978	153 313	152 524	151 117	147 391	139 860	130 210
學生人數	Enrolment	128 388	132 829	139 127	141 127	138 771	132 960	132 823	127 610	120 152	109 735	102 489
幼兒班 Nursery Class												
學額	Accommodation	50 130	53 459	54 959	48 853	50 835	50 378	50 405	48 043	45 561	43 665	38 353
學生人數	Enrolment	42 799	46 318	48 254	43 253	44 877	43 639	43 813	40 730	37 433	34 659	30 622
低班 Lower Class												
學額	Accommodation	48 984	49 504	52 564	56 381	49 431	51 894	50 141	51 651	49 147	46 350	44 926
學生人數	Enrolment	42 355	43 777	46 954	49 735	43 749	45 149	43 811	43 631	40 190	36 494	35 410
高班 Upper Class												
學額	Accommodation	50 093	48 410	48 772	54 186	57 712	51 041	51 978	51 423	52 683	49 845	46 931
學生人數	Enrolment	43 234	42 734	43 919	48 139	50 145	44 172	45 199	43 249	42 529	38 582	36 457

- 註： (1) 2020年數字反映10月中情況，其餘則為該年9月中的情況。  
(2) 數字包括幼稚園暨幼兒中心的幼兒班、低班及高班。  
(3) 有關學額的數字，並不包括空置課室及空置的幼兒中心部分。  
(4) 2013年至2016年的學生人數包括非持有學券但在參加學前教育學券計劃的幼稚園（包括幼稚園暨幼兒中心）就讀的學生。由2017年起，學生人數包括非持有幼稚園入學註冊證但在參加幼稚園教育計劃的幼稚園（包括幼稚園暨幼兒中心）就讀的學生。  
(5) 所有參加學前教育學券計劃或幼稚園教育計劃的幼稚園都是合資格的本地非牟利幼稚園。

- Notes: (1) Figures for 2020 refer to the position as at mid-October, and others refer to the position as at mid-September of the respective years.  
(2) Figures include nursery, lower and upper classes in kindergarten-cum-child care centres.  
(3) Figures on accommodation do not include vacant classrooms and vacant child care centre portions.  
(4) Enrolment figures from 2013 to 2016 include students who are not holders of Certificate of Eligibility under the Pre-primary Education Voucher Scheme but attend kindergartens (including kindergarten-cum-child care centres) joining the Scheme. With effect from 2017, enrolment figures include students who are not holders of Registration Certificate for Kindergarten Admission but attend kindergartens (including kindergarten-cum-child care centres) joining the Kindergarten Education Scheme.  
(5) All kindergartens joining the Pre-primary Education Voucher Scheme or the Kindergarten Education Scheme are eligible local non-profit-making kindergartens.

圖 8 2013年至2023年幼稚園學額及學生人數  
 Chart 8 Accommodation and Student Enrolment in Kindergartens, 2013-2023



- 註： (1) 2020年數字反映10月中情況，其餘則為該年9月中的情況。  
 (2) 數字包括幼稚園暨幼兒中心的幼兒班、低班及高班。  
 (3) 有關學額的數字，並不包括空置課室及空置的幼兒中心部分。

- Notes: (1) Figures for 2020 refer to the position as at mid-October, and others refer to the position as at mid-September of the respective years.  
 (2) Figures include nursery, lower and upper classes in kindergarten-cum-child care centres.  
 (3) Figures on accommodation do not include vacant classrooms and vacant child care centre portions.

## 2.2

## 2023年幼稚園學額及學生人數 — 按學校宗教背景統計

## Accommodation and Student Enrolment in Kindergartens by Religious Background of School, 2023

學校宗教背景		學額	學生人數
Religious Background of School		Accommodation	Enrolment
所有學校	All	178 017	136 095
無宗教	No Religion	84 798	63 798
基督教	Christianity / Protestantism	73 615	56 633
天主教	Catholicism	14 165	11 311
佛教	Buddhism	2 926	2 412
道教	Taoism	1 412	1 256
儒釋道三教	Confucianism, Buddhism and Taoism	769	521
伊斯蘭教	Islam	213	109
其他	Others	119	55

- 註： (1) 數字反映2023年9月15日的情況。  
 (2) 數字包括幼稚園暨幼兒中心的幼兒班、低班及高班。  
 (3) 有關學額的數字，並不包括空置課室及空置的幼兒中心部分。

- Notes: (1) Figures refer to the position as at 15 September 2023.  
 (2) Figures include nursery, lower and upper classes in kindergarten-cum-child care centres.  
 (3) Figures on accommodation do not include vacant classrooms and vacant child care centre portions.

### 2.3 2023年幼稚園學額及學生人數 — 按幼稚園類別及級別統計

#### Accommodation and Student Enrolment in Kindergartens by Type of Kindergarten and Grade, 2023

幼稚園類別 Type of Kindergarten		所有級別 All Grades	幼兒班 Nursery Class	低班 Lower Class	高班 Upper Class
本地及非本地 Local and Non-local	學額 Accommodation	178 017	54 795	62 602	60 620
	學生人數 Enrolment	136 095	42 182	47 947	45 966
本地 Local	學額 Accommodation	160 501	48 162	55 466	56 873
	學生人數 Enrolment	125 098	37 976	43 332	43 790
參加幼稚園教育計劃 Joining the Kindergarten Education Scheme	學額 Accommodation	130 210	38 353	44 926	46 931
	學生人數 Enrolment	102 489	30 622	35 410	36 457
沒有參加幼稚園教育計劃 Not joining the Kindergarten Education Scheme	學額 Accommodation	30 291	9 809	10 540	9 942
	學生人數 Enrolment	22 609	7 354	7 922	7 333
非本地 Non-local	學額 Accommodation	17 516	6 633	7 136	3 747
	學生人數 Enrolment	10 997	4 206	4 615	2 176

- 註： (1) 數字反映2023年9月15日的情況。  
(2) 數字包括幼稚園暨幼兒中心的幼兒班、低班及高班。  
(3) 有關學額的數字，並不包括空置課室及空置的幼兒中心部分。  
(4) 學生人數包括非持有幼稚園入學註冊證但在參加幼稚園教育計劃的幼稚園（包括幼稚園暨幼兒中心）就讀的學生。  
(5) 所有參加幼稚園教育計劃的幼稚園都是合資格的本地非牟利幼稚園。

- Notes: (1) Figures refer to the position as at 15 September 2023.  
(2) Figures include nursery, lower and upper classes in kindergarten-cum-child care centres.  
(3) Figures on accommodation do not include vacant classrooms and vacant child care centre portions.  
(4) Figures on enrolment include students who are not holders of Registration Certificate for Kindergarten Admission but attend kindergartens (including kindergarten-cum-child care centres) joining the Kindergarten Education Scheme.  
(5) All kindergartens joining the Kindergarten Education Scheme are eligible local non-profit-making kindergartens.

2.4 2023年幼稚園學額及學生人數 — 按幼稚園類別及上課時間統計  
Accommodation and Student Enrolment in Kindergartens by Type of Kindergarten and Session, 2023

幼稚園類別 Type of Kindergarten		所有上課時間 All Sessions	上午 AM	下午 PM	全日 Whole Day	
本地及非本地 Local and Non-local	學額 Accommodation	178 017	75 708	46 573	55 736	
	學生人數 Enrolment	136 095	59 134	31 075	45 886	
本地 Local	學額 Accommodation	160 501	66 177	41 002	53 322	
	學生人數 Enrolment	125 098	52 980	27 950	44 168	
	參加幼稚園教育計劃 Joining the Kindergarten Education Scheme	學額 Accommodation	130 210	49 668	29 388	51 154
	學生人數 Enrolment	102 489	40 266	19 585	42 638	
沒有參加幼稚園教育計劃 Not joining the Kindergarten Education Scheme	學額 Accommodation	30 291	16 509	11 614	2 168	
	學生人數 Enrolment	22 609	12 714	8 365	1 530	
非本地 Non-local	學額 Accommodation	17 516	9 531	5 571	2 414	
	學生人數 Enrolment	10 997	6 154	3 125	1 718	

- 註： (1) 數字反映2023年9月15日的情況。  
(2) 數字包括幼稚園暨幼兒中心的幼兒班、低班及高班。  
(3) 有關學額的數字，並不包括空置課室及空置的幼兒中心部分。  
(4) 學生人數包括非持有幼稚園入學註冊證但在參加幼稚園教育計劃的幼稚園（包括幼稚園暨幼兒中心）就讀的學生。  
(5) 所有參加幼稚園教育計劃的幼稚園都是合資格的本地非牟利幼稚園。

- Notes: (1) Figures refer to the position as at 15 September 2023.  
(2) Figures include nursery, lower and upper classes in kindergarten-cum-child care centres.  
(3) Figures on accommodation do not include vacant classrooms and vacant child care centre portions.  
(4) Figures on enrolment include students who are not holders of Registration Certificate for Kindergarten Admission but attend kindergartens (including kindergarten-cum-child care centres) joining the Kindergarten Education Scheme.  
(5) All kindergartens joining the Kindergarten Education Scheme are eligible local non-profit-making kindergartens.



2.5 2023年幼稚園學額及學生人數 — 按幼稚園類別、級別及上課時間統計  
Accommodation and Student Enrolment in Kindergartens by Type of Kindergarten, Grade and Session, 2023

幼稚園類別 Type of Kindergarten	級別 Grade			所有上課時間 All Sessions	上午 AM	下午 PM	全日 Whole Day
本地及非本地 Local and Non-local	所有級別 All Grades	學額	Accommodation	178 017	75 708	46 573	55 736
		學生人數	Enrolment	136 095	59 134	31 075	45 886
	幼兒班 Nursery Class	學額	Accommodation	54 795	26 126	12 556	16 113
		學生人數	Enrolment	42 182	20 305	8 508	13 369
低班 Lower Class	學額	Accommodation	62 602	26 599	16 534	19 469	
	學生人數	Enrolment	47 947	20 800	11 116	16 031	
高班 Upper Class	學額	Accommodation	60 620	22 983	17 483	20 154	
	學生人數	Enrolment	45 966	18 029	11 451	16 486	
本地 Local	所有級別 All Grades	學額	Accommodation	160 501	66 177	41 002	53 322
		學生人數	Enrolment	125 098	52 980	27 950	44 168
	幼兒班 Nursery Class	學額	Accommodation	48 162	21 722	10 929	15 511
		學生人數	Enrolment	37 976	17 440	7 594	12 942
低班 Lower Class	學額	Accommodation	55 466	22 810	14 200	18 456	
	學生人數	Enrolment	43 332	18 268	9 746	15 318	
高班 Upper Class	學額	Accommodation	56 873	21 645	15 873	19 355	
	學生人數	Enrolment	43 790	17 272	10 610	15 908	
參加幼稚園教育計劃 Joining the Kindergarten Education Scheme	所有級別 All Grades	學額	Accommodation	130 210	49 668	29 388	51 154
		學生人數	Enrolment	102 489	40 266	19 585	42 638
	幼兒班 Nursery Class	學額	Accommodation	38 353	15 718	7 799	14 836
		學生人數	Enrolment	30 622	12 841	5 302	12 479
低班 Lower Class	學額	Accommodation	44 926	17 223	9 971	17 732	
	學生人數	Enrolment	35 410	14 047	6 570	14 793	
高班 Upper Class	學額	Accommodation	46 931	16 727	11 618	18 586	
	學生人數	Enrolment	36 457	13 378	7 713	15 366	
非本地 Non-local	所有級別 All Grades	學額	Accommodation	17 516	9 531	5 571	2 414
		學生人數	Enrolment	10 997	6 154	3 125	1 718
	幼兒班 Nursery Class	學額	Accommodation	6 633	4 404	1 627	602
		學生人數	Enrolment	4 206	2 865	914	427
低班 Lower Class	學額	Accommodation	7 136	3 789	2 334	1 013	
	學生人數	Enrolment	4 615	2 532	1 370	713	
高班 Upper Class	學額	Accommodation	3 747	1 338	1 610	799	
	學生人數	Enrolment	2 176	757	841	578	

- 註：
- (1) 數字反映2023年9月15日的情況。
  - (2) 數字包括幼稚園暨幼兒中心的幼兒班、低班及高班。
  - (3) 有關學額的數字，並不包括空置課室及空置的幼兒中心部分。
  - (4) 學生人數包括非持有幼稚園入學註冊證但在參加幼稚園教育計劃的幼稚園（包括幼稚園暨幼兒中心）就讀的學生。
  - (5) 所有參加幼稚園教育計劃的幼稚園都是合資格的本地非牟利幼稚園。

- Notes:
- (1) Figures refer to the position as at 15 September 2023.
  - (2) Figures include nursery, lower and upper classes in kindergarten-cum-child care centres.
  - (3) Figures on accommodation do not include vacant classrooms and vacant child care centre portions.
  - (4) Figures on enrolment include students who are not holders of Registration Certificate for Kindergarten Admission but attend kindergartens (including kindergarten-cum-child care centres) joining the Kindergarten Education Scheme.
  - (5) All kindergartens joining the Kindergarten Education Scheme are eligible local non-profit-making kindergartens.

**2.6 2023年幼稚園學額及學生人數 — 按分區及幼稚園類別統計**  
**Accommodation and Student Enrolment in Kindergartens by District and Type of Kindergarten, 2023**

分區 District	所有類別 All Types		本地 Local		非本地 Non-local	
	學額 Accommodation	學生人數 Enrolment	學額 Accommodation	學生人數 Enrolment	學額 Accommodation	學生人數 Enrolment
所有分區 All Districts	178 017	136 095	160 501	125 098	17 516	10 997
香港島 Hong Kong Island	30 734	21 678	24 501	17 942	6 233	3 736
中西區 Central & Western	6 994	4 829	5 159	3 791	1 835	1 038
灣仔 Wan Chai	7 409	5 848	5 988	4 747	1 421	1 101
東區 Eastern	11 693	7 986	10 429	7 399	1 264	587
南區 Southern	4 638	3 015	2 925	2 005	1 713	1 010
九龍 Kowloon	58 304	44 858	53 710	42 080	4 594	2 778
深水埗 Sham Shui Po	10 819	8 469	10 299	8 221	520	248
油尖旺 Yau Tsim Mong	6 383	4 859	5 429	4 250	954	609
九龍城 Kowloon City	22 885	17 581	19 898	15 709	2 987	1 872
黃大仙 Wong Tai Sin	6 460	5 021	6 460	5 021	-	-
觀塘 Kwun Tong	11 757	8 928	11 624	8 879	133	49
新界 New Territories	88 979	69 559	82 290	65 076	6 689	4 483
荃灣 Tsuen Wan	7 276	5 252	7 052	5 086	224	166
屯門 Tuen Mun	11 674	9 403	11 206	9 081	468	322
元朗 Yuen Long	16 543	13 519	15 177	12 715	1 366	804
北區 North	8 530	7 097	8 403	7 028	127	69
大埔 Tai Po	6 165	4 859	5 738	4 640	427	219
沙田 Sha Tin	14 085	10 804	13 214	10 097	871	707
西貢 Sai Kung	10 146	7 425	8 200	6 183	1 946	1 242
離島 Islands	4 768	3 641	3 972	3 078	796	563
葵青 Kwai Tsing	9 792	7 559	9 328	7 168	464	391

- 註：
- (1) 數字反映2023年9月15日的情況。
  - (2) 數字包括幼稚園暨幼兒中心的幼兒班、低班及高班。
  - (3) 有關學額的數字，並不包括空置課室及空置的幼兒中心部分。
  - (4) 學校分區按其校舍所在的區議會分區劃分。

- Notes:
- (1) Figures refer to the position as at 15 September 2023.
  - (2) Figures include nursery, lower and upper classes in kindergarten-cum-child care centres.
  - (3) Figures on accommodation do not include vacant classrooms and vacant child care centre portions.
  - (4) School districts are delineated by the District Council districts of the school premises.

2.7 2023年幼稚園學額及學生人數 — 按分區及級別統計  
Accommodation and Student Enrolment in Kindergartens by District and Grade, 2023

(A) 本地及非本地幼稚園  
Local and Non-local Kindergartens

分區 District	所有級別 All Grades		幼兒班 Nursery Class		低班 Lower Class		高班 Upper Class	
	學額 Accommodation	學生人數 Enrolment	學額 Accommodation	學生人數 Enrolment	學額 Accommodation	學生人數 Enrolment	學額 Accommodation	學生人數 Enrolment
所有分區 All Districts	178 017	136 095	54 795	42 182	62 602	47 947	60 620	45 966
香港島 Hong Kong Island	30 734	21 678	9 814	6 954	11 062	7 833	9 858	6 891
中西區 Central & Western	6 994	4 829	2 429	1 627	2 578	1 814	1 987	1 388
灣仔 Wan Chai	7 409	5 848	2 491	1 991	2 656	2 105	2 262	1 752
東區 Eastern	11 693	7 986	3 542	2 428	4 130	2 822	4 021	2 736
南區 Southern	4 638	3 015	1 352	908	1 698	1 092	1 588	1 015
九龍 Kowloon	58 304	44 858	17 910	13 823	20 244	15 578	20 150	15 457
深水埗 Sham Shui Po	10 819	8 469	3 162	2 491	3 835	2 950	3 822	3 028
油尖旺 Yau Tsim Mong	6 383	4 859	2 060	1 554	2 273	1 734	2 050	1 571
九龍城 Kowloon City	22 885	17 581	7 408	5 685	7 984	6 172	7 493	5 724
黃大仙 Wong Tai Sin	6 460	5 021	1 814	1 426	2 238	1 727	2 408	1 868
觀塘 Kwun Tong	11 757	8 928	3 466	2 667	3 914	2 995	4 377	3 266
新界 New Territories	88 979	69 559	27 071	21 405	31 296	24 536	30 612	23 618
荃灣 Tsuen Wan	7 276	5 252	2 146	1 594	2 587	1 864	2 543	1 794
屯門 Tuen Mun	11 674	9 403	3 582	2 893	4 104	3 296	3 988	3 214
元朗 Yuen Long	16 543	13 519	5 091	4 208	5 665	4 626	5 787	4 685
北區 North	8 530	7 097	2 539	2 125	2 905	2 444	3 086	2 528
大埔 Tai Po	6 165	4 859	1 838	1 462	2 128	1 676	2 199	1 721
沙田 Sha Tin	14 085	10 804	4 181	3 294	5 040	3 879	4 864	3 631
西貢 Sai Kung	10 146	7 425	3 251	2 397	3 696	2 724	3 199	2 304
離島 Islands	4 768	3 641	1 510	1 145	1 685	1 309	1 573	1 187
葵青 Kwai Tsing	9 792	7 559	2 933	2 287	3 486	2 718	3 373	2 554

- 註：
- (1) 數字反映2023年9月15日的情況。
  - (2) 數字包括幼稚園暨幼兒中心的幼兒班、低班及高班。
  - (3) 有關學額的數字，並不包括空置課室及空置的幼兒中心部分。
  - (4) 學校分區按其校舍所在的區議會分區劃分。

- Notes:
- (1) Figures refer to the position as at 15 September 2023.
  - (2) Figures include nursery, lower and upper classes in kindergarten-cum-child care centres.
  - (3) Figures on accommodation do not include vacant classrooms and vacant child care centre portions.
  - (4) School districts are delineated by the District Council districts of the school premises.

2.7 (續) 2023年幼稚園學額及學生人數 — 按分區及級別統計  
(Cont'd) Accommodation and Student Enrolment in Kindergartens by District and Grade, 2023

(B) 本地幼稚園  
Local Kindergartens

分區 District	所有級別 All Grades		幼兒班 Nursery Class		低班 Lower Class		高班 Upper Class	
	學額 Accommodation	學生人數 Enrolment	學額 Accommodation	學生人數 Enrolment	學額 Accommodation	學生人數 Enrolment	學額 Accommodation	學生人數 Enrolment
所有分區 All Districts	160 501	125 098	48 162	37 976	55 466	43 332	56 873	43 790
香港島 Hong Kong Island	24 501	17 942	7 576	5 630	8 521	6 264	8 404	6 048
中西區 Central & Western	5 159	3 791	1 627	1 193	1 746	1 310	1 786	1 288
灣仔 Wan Chai	5 988	4 747	1 906	1 536	2 092	1 659	1 990	1 552
東區 Eastern	10 429	7 399	3 130	2 267	3 722	2 624	3 577	2 508
南區 Southern	2 925	2 005	913	634	961	671	1 051	700
九龍 Kowloon	53 710	42 080	16 033	12 693	18 456	14 504	19 221	14 883
深水埗 Sham Shui Po	10 299	8 221	2 961	2 387	3 646	2 868	3 692	2 966
油尖旺 Yau Tsim Mong	5 429	4 250	1 617	1 280	1 902	1 486	1 910	1 484
九龍城 Kowloon City	19 898	15 709	6 230	4 954	6 797	5 442	6 871	5 313
黃大仙 Wong Tai Sin	6 460	5 021	1 814	1 426	2 238	1 727	2 408	1 868
觀塘 Kwun Tong	11 624	8 879	3 411	2 646	3 873	2 981	4 340	3 252
新界 New Territories	82 290	65 076	24 553	19 653	28 489	22 564	29 248	22 859
荃灣 Tsuen Wan	7 052	5 086	2 056	1 525	2 487	1 789	2 509	1 772
屯門 Tuen Mun	11 206	9 081	3 391	2 755	3 908	3 155	3 907	3 171
元朗 Yuen Long	15 177	12 715	4 650	3 951	5 135	4 306	5 392	4 458
北區 North	8 403	7 028	2 499	2 104	2 856	2 417	3 048	2 507
大埔 Tai Po	5 738	4 640	1 701	1 389	1 908	1 561	2 129	1 690
沙田 Sha Tin	13 214	10 097	3 771	2 952	4 648	3 548	4 795	3 597
西貢 Sai Kung	8 200	6 183	2 564	1 938	2 938	2 215	2 698	2 030
離島 Islands	3 972	3 078	1 215	943	1 360	1 055	1 397	1 080
葵青 Kwai Tsing	9 328	7 168	2 706	2 096	3 249	2 518	3 373	2 554

- 註：
- (1) 數字反映2023年9月15日的情況。
  - (2) 數字包括幼稚園暨幼兒中心的幼兒班、低班及高班。
  - (3) 有關學額的數字，並不包括空置課室及空置的幼兒中心部分。
  - (4) 學校分區按其校舍所在的區議會分區劃分。

- Notes:
- (1) Figures refer to the position as at 15 September 2023.
  - (2) Figures include nursery, lower and upper classes in kindergarten-cum-child care centres.
  - (3) Figures on accommodation do not include vacant classrooms and vacant child care centre portions.
  - (4) School districts are delineated by the District Council districts of the school premises.

2.7 (續) 2023年幼稚園學額及學生人數 — 按分區及級別統計  
(Cont'd) Accommodation and Student Enrolment in Kindergartens by District and Grade, 2023

(C) 參加幼稚園教育計劃的幼稚園  
Kindergartens Joining the Kindergarten Education Scheme

分區 District	所有級別 All Grades		幼兒班 Nursery Class		低班 Lower Class		高班 Upper Class	
	學額 Accommodation	學生人數 Enrolment	學額 Accommodation	學生人數 Enrolment	學額 Accommodation	學生人數 Enrolment	學額 Accommodation	學生人數 Enrolment
所有分區 All Districts	130 210	102 489	38 353	30 622	44 926	35 410	46 931	36 457
香港島 Hong Kong Island	17 013	12 413	4 994	3 690	5 877	4 326	6 142	4 397
中西區 Central & Western	4 724	3 492	1 467	1 091	1 615	1 209	1 642	1 192
灣仔 Wan Chai	3 136	2 398	977	750	1 099	849	1 060	799
東區 Eastern	6 679	4 833	1 845	1 362	2 363	1 711	2 471	1 760
南區 Southern	2 474	1 690	705	487	800	557	969	646
九龍 Kowloon	39 844	31 189	11 728	9 311	13 679	10 709	14 437	11 169
深水埗 Sham Shui Po	8 529	6 940	2 505	2 045	2 998	2 421	3 026	2 474
油尖旺 Yau Tsim Mong	3 860	3 113	1 139	937	1 341	1 075	1 380	1 101
九龍城 Kowloon City	10 309	8 008	3 161	2 514	3 526	2 752	3 622	2 742
黃大仙 Wong Tai Sin	5 762	4 344	1 580	1 199	2 014	1 508	2 168	1 637
觀塘 Kwun Tong	11 384	8 784	3 343	2 616	3 800	2 953	4 241	3 215
新界 New Territories	73 353	58 887	21 631	17 621	25 370	20 375	26 352	20 891
荃灣 Tsuen Wan	5 485	3 982	1 557	1 166	1 947	1 404	1 981	1 412
屯門 Tuen Mun	10 527	8 545	3 133	2 552	3 678	2 973	3 716	3 020
元朗 Yuen Long	14 794	12 452	4 519	3 865	4 994	4 207	5 281	4 380
北區 North	7 869	6 685	2 319	1 996	2 692	2 306	2 858	2 383
大埔 Tai Po	4 724	3 976	1 354	1 172	1 609	1 350	1 761	1 454
沙田 Sha Tin	10 785	8 476	3 124	2 490	3 744	2 943	3 917	3 043
西貢 Sai Kung	6 874	5 261	2 066	1 596	2 463	1 893	2 345	1 772
離島 Islands	3 644	2 887	1 089	864	1 238	987	1 317	1 036
葵青 Kwai Tsing	8 651	6 623	2 470	1 920	3 005	2 312	3 176	2 391

- 註：
- (1) 數字反映2023年9月15日的情況。
  - (2) 數字包括幼稚園暨幼兒中心的幼兒班、低班及高班。
  - (3) 有關學額的數字，並不包括空置課室及空置的幼兒中心部分。
  - (4) 學生人數包括非持有幼稚園入學註冊證但在參加幼稚園教育計劃的幼稚園（包括幼稚園暨幼兒中心）就讀的學生。
  - (5) 所有參加幼稚園教育計劃的幼稚園都是合資格的本地非牟利幼稚園。
  - (6) 學校分區按其校舍所在的區議會分區劃分。

- Notes:
- (1) Figures refer to the position as at 15 September 2023.
  - (2) Figures include nursery, lower and upper classes in kindergarten-cum-child care centres.
  - (3) Figures on accommodation do not include vacant classrooms and vacant child care centre portions.
  - (4) Figures on enrolment include students who are not holders of Registration Certificate for Kindergarten Admission but attend kindergartens (including kindergarten-cum-child care centres) joining the Kindergarten Education Scheme.
  - (5) All kindergartens joining the Kindergarten Education Scheme are eligible local non-profit-making kindergartens.
  - (6) School districts are delineated by the District Council districts of the school premises.

**2.8 2023年幼稚園學額及學生人數 — 按分區及上課時間統計**  
**Accommodation and Student Enrolment in Kindergartens by District and Session, 2023**

**(A) 本地及非本地幼稚園**  
**Local and Non-local Kindergartens**

分區 District	所有上課時間 All Sessions		上午 AM		下午 PM		全日 Whole Day	
	學額 Accommodation	學生人數 Enrolment	學額 Accommodation	學生人數 Enrolment	學額 Accommodation	學生人數 Enrolment	學額 Accommodation	學生人數 Enrolment
所有分區 All Districts	178 017	136 095	75 708	59 134	46 573	31 075	55 736	45 886
香港島 Hong Kong Island	30 734	21 678	14 237	10 514	9 173	5 800	7 324	5 364
中西區 Central & Western	6 994	4 829	3 537	2 530	2 081	1 348	1 376	951
灣仔 Wan Chai	7 409	5 848	3 405	2 850	2 860	2 104	1 144	894
東區 Eastern	11 693	7 986	5 295	3 788	3 236	1 837	3 162	2 361
南區 Southern	4 638	3 015	2 000	1 346	996	511	1 642	1 158
九龍 Kowloon	58 304	44 858	23 596	18 512	15 878	11 075	18 830	15 271
深水埗 Sham Shui Po	10 819	8 469	4 403	3 475	2 753	1 703	3 663	3 291
油尖旺 Yau Tsim Mong	6 383	4 859	2 537	1 917	1 820	1 227	2 026	1 715
九龍城 Kowloon City	22 885	17 581	10 522	8 362	8 219	6 208	4 144	3 011
黃大仙 Wong Tai Sin	6 460	5 021	2 121	1 625	950	665	3 389	2 731
觀塘 Kwun Tong	11 757	8 928	4 013	3 133	2 136	1 272	5 608	4 523
新界 New Territories	88 979	69 559	37 875	30 108	21 522	14 200	29 582	25 251
荃灣 Tsuen Wan	7 276	5 252	3 150	2 292	2 260	1 388	1 866	1 572
屯門 Tuen Mun	11 674	9 403	5 107	4 261	2 542	1 732	4 025	3 410
元朗 Yuen Long	16 543	13 519	6 965	5 825	4 959	3 504	4 619	4 190
北區 North	8 530	7 097	3 561	2 895	1 747	1 241	3 222	2 961
大埔 Tai Po	6 165	4 859	2 576	2 041	1 290	776	2 299	2 042
沙田 Sha Tin	14 085	10 804	6 039	4 777	3 660	2 317	4 386	3 710
西貢 Sai Kung	10 146	7 425	4 693	3 599	2 360	1 318	3 093	2 508
離島 Islands	4 768	3 641	1 990	1 450	959	744	1 819	1 447
葵青 Kwai Tsing	9 792	7 559	3 794	2 968	1 745	1 180	4 253	3 411

- 註：
- (1) 數字反映2023年9月15日的情況。
  - (2) 數字包括幼稚園暨幼兒中心的幼兒班、低班及高班。
  - (3) 有關學額的數字，並不包括空置課室及空置的幼兒中心部分。
  - (4) 學校分區按其校舍所在的區議會分區劃分。

- Notes:
- (1) Figures refer to the position as at 15 September 2023.
  - (2) Figures include nursery, lower and upper classes in kindergarten-cum-child care centres.
  - (3) Figures on accommodation do not include vacant classrooms and vacant child care centre portions.
  - (4) School districts are delineated by the District Council districts of the school premises.

2.8 (續) 2023年幼稚園學額及學生人數 — 按分區及上課時間統計  
(Cont'd) Accommodation and Student Enrolment in Kindergartens by District and Session, 2023

(B) 本地幼稚園  
Local Kindergartens

分區 District	所有上課時間 All Sessions		上午 AM		下午 PM		全日 Whole Day	
	學額 Accommodation	學生人數 Enrolment	學額 Accommodation	學生人數 Enrolment	學額 Accommodation	學生人數 Enrolment	學額 Accommodation	學生人數 Enrolment
所有分區 All Districts	160 501	125 098	66 177	52 980	41 002	27 950	53 322	44 168
香港島 Hong Kong Island	24 501	17 942	10 503	8 209	7 188	4 717	6 810	5 016
中西區 Central & Western	5 159	3 791	2 204	1 770	1 626	1 106	1 329	915
灣仔 Wan Chai	5 988	4 747	2 644	2 244	2 200	1 609	1 144	894
東區 Eastern	10 429	7 399	4 684	3 516	2 879	1 729	2 866	2 154
南區 Southern	2 925	2 005	971	679	483	273	1 471	1 053
九龍 Kowloon	53 710	42 080	21 369	17 086	14 481	10 347	17 860	14 647
深水埗 Sham Shui Po	10 299	8 221	4 110	3 303	2 538	1 637	3 651	3 281
油尖旺 Yau Tsim Mong	5 429	4 250	2 007	1 581	1 643	1 139	1 779	1 530
九龍城 Kowloon City	19 898	15 709	9 225	7 486	7 214	5 634	3 459	2 589
黃大仙 Wong Tai Sin	6 460	5 021	2 121	1 625	950	665	3 389	2 731
觀塘 Kwun Tong	11 624	8 879	3 906	3 091	2 136	1 272	5 582	4 516
新界 New Territories	82 290	65 076	34 305	27 685	19 333	12 886	28 652	24 505
荃灣 Tsuen Wan	7 052	5 086	3 010	2 181	2 176	1 333	1 866	1 572
屯門 Tuen Mun	11 206	9 081	4 865	4 112	2 512	1 725	3 829	3 244
元朗 Yuen Long	15 177	12 715	6 215	5 339	4 432	3 248	4 530	4 128
北區 North	8 403	7 028	3 441	2 831	1 747	1 241	3 215	2 956
大埔 Tai Po	5 738	4 640	2 369	1 927	1 170	735	2 199	1 978
沙田 Sha Tin	13 214	10 097	5 549	4 373	3 279	2 014	4 386	3 710
西貢 Sai Kung	8 200	6 183	3 717	2 964	1 746	1 005	2 737	2 214
離島 Islands	3 972	3 078	1 577	1 190	758	596	1 637	1 292
葵青 Kwai Tsing	9 328	7 168	3 562	2 768	1 513	989	4 253	3 411

- 註：
- (1) 數字反映2023年9月15日的情況。
  - (2) 數字包括幼稚園暨幼兒中心的幼兒班、低班及高班。
  - (3) 有關學額的數字，並不包括空置課室及空置的幼兒中心部分。
  - (4) 學校分區按其校舍所在的區議會分區劃分。

- Notes:
- (1) Figures refer to the position as at 15 September 2023.
  - (2) Figures include nursery, lower and upper classes in kindergarten-cum-child care centres.
  - (3) Figures on accommodation do not include vacant classrooms and vacant child care centre portions.
  - (4) School districts are delineated by the District Council districts of the school premises.

2.8 (續) 2023年幼稚園學額及學生人數 — 按分區及上課時間統計  
(Cont'd) Accommodation and Student Enrolment in Kindergartens by District and Session, 2023

(C) 參加幼稚園教育計劃的幼稚園  
Kindergartens Joining the Kindergarten Education Scheme

分區 District	所有上課時間 All Sessions		上午 AM		下午 PM		全日 Whole Day	
	學額 Accommodation	學生人數 Enrolment	學額 Accommodation	學生人數 Enrolment	學額 Accommodation	學生人數 Enrolment	學額 Accommodation	學生人數 Enrolment
所有分區 All Districts	130 210	102 489	49 668	40 266	29 388	19 585	51 154	42 638
香港島 Hong Kong Island	17 013	12 413	6 793	5 295	3 838	2 452	6 382	4 666
中西區 Central & Western	4 724	3 492	2 001	1 620	1 448	985	1 275	887
灣仔 Wan Chai	3 136	2 398	1 365	1 156	912	598	859	644
東區 Eastern	6 679	4 833	2 702	2 030	1 200	721	2 777	2 082
南區 Southern	2 474	1 690	725	489	278	148	1 471	1 053
九龍 Kowloon	39 844	31 189	13 909	11 136	8 652	5 732	17 283	14 321
深水埗 Sham Shui Po	8 529	6 940	3 179	2 578	1 809	1 160	3 541	3 202
油尖旺 Yau Tsim Mong	3 860	3 113	1 255	999	940	640	1 665	1 474
九龍城 Kowloon City	10 309	8 008	3 908	3 231	3 207	2 296	3 194	2 481
黃大仙 Wong Tai Sin	5 762	4 344	1 781	1 301	680	395	3 301	2 648
觀塘 Kwun Tong	11 384	8 784	3 786	3 027	2 016	1 241	5 582	4 516
新界 New Territories	73 353	58 887	28 966	23 835	16 898	11 401	27 489	23 651
荃灣 Tsuen Wan	5 485	3 982	2 161	1 530	1 575	956	1 749	1 496
屯門 Tuen Mun	10 527	8 545	4 349	3 708	2 512	1 725	3 666	3 112
元朗 Yuen Long	14 794	12 452	6 007	5 190	4 296	3 166	4 491	4 096
北區 North	7 869	6 685	3 127	2 634	1 646	1 201	3 096	2 850
大埔 Tai Po	4 724	3 976	1 791	1 536	1 018	685	1 915	1 755
沙田 Sha Tin	10 785	8 476	4 261	3 433	2 385	1 487	4 139	3 556
西貢 Sai Kung	6 874	5 261	2 787	2 315	1 460	796	2 627	2 150
離島 Islands	3 644	2 887	1 344	1 051	668	547	1 632	1 289
葵青 Kwai Tsing	8 651	6 623	3 139	2 438	1 338	838	4 174	3 347

- 註：
- (1) 數字反映2023年9月15日的情況。
  - (2) 數字包括幼稚園暨幼兒中心的幼兒班、低班及高班。
  - (3) 有關學額的數字，並不包括空置課室及空置的幼兒中心部分。
  - (4) 學生人數包括非持有幼稚園入學註冊證但在參加幼稚園教育計劃的幼稚園（包括幼稚園暨幼兒中心）就讀的學生。
  - (5) 所有參加幼稚園教育計劃的幼稚園都是合資格的本地非牟利幼稚園。
  - (6) 學校分區按其校舍所在的區議會分區劃分。

- Notes:
- (1) Figures refer to the position as at 15 September 2023.
  - (2) Figures include nursery, lower and upper classes in kindergarten-cum-child care centres.
  - (3) Figures on accommodation do not include vacant classrooms and vacant child care centre portions.
  - (4) Figures on enrolment include students who are not holders of Registration Certificate for Kindergarten Admission but attend kindergartens (including kindergarten-cum-child care centres) joining the Kindergarten Education Scheme.
  - (5) All kindergartens joining the Kindergarten Education Scheme are eligible local non-profit-making kindergartens.
  - (6) School districts are delineated by the District Council districts of the school premises.



2.9 2023年幼稚園學生人數 — 按級別、性別及年齡統計  
**Student Enrolment in Kindergartens by Grade, Sex and Age, 2023**

(A) 本地及非本地幼稚園  
**Local and Non-local Kindergartens**

級別 Grade	性別 Sex	所有歲數 All Ages	年齡 Age			
			≤3	4	5	≥6
所有級別 All Grades		136 095	53 212	46 194	35 425	1 264
	男 Male	70 925	27 816	23 883	18 431	795
	女 Female	65 170	25 396	22 311	16 994	469
幼兒班 Nursery Class		42 182	41 673	502	6	1
	男 Male	22 225	21 890	330	4	1
	女 Female	19 957	19 783	172	2	-
低班 Lower Class		47 947	11 498	35 526	913	10
	男 Male	24 973	5 900	18 506	561	6
	女 Female	22 974	5 598	17 020	352	4
高班 Upper Class		45 966	41	10 166	34 506	1 253
	男 Male	23 727	26	5 047	17 866	788
	女 Female	22 239	15	5 119	16 640	465

註： (1) 數字反映2023年9月15日的情況。  
 (2) 數字包括幼稚園暨幼兒中心的幼兒班、低班及高班。

Notes: (1) Figures refer to the position as at 15 September 2023.  
 (2) Figures include nursery, lower and upper classes in kindergarten-cum-child care centres.

2.9 (續) 2023年幼稚園學生人數 — 按級別、性別及年齡統計  
(Cont'd) Student Enrolment in Kindergartens by Grade, Sex and Age, 2023

(B) 本地幼稚園  
Local Kindergartens

級別 Grade	性別 Sex	所有歲數 All Ages	年齡 Age			
			≤3	4	5	≥6
所有級別 All Grades		125 098	48 051	42 053	33 776	1 218
	男 Male	64 884	25 077	21 538	17 501	768
	女 Female	60 214	22 974	20 515	16 275	450
幼兒班 Nursery Class		37 976	37 557	415	3	1
	男 Male	19 989	19 706	280	2	1
	女 Female	17 987	17 851	135	1	-
低班 Lower Class		43 332	10 492	32 085	748	7
	男 Male	22 392	5 371	16 550	466	5
	女 Female	20 940	5 121	15 535	282	2
高班 Upper Class		43 790	2	9 553	33 025	1 210
	男 Male	22 503	-	4 708	17 033	762
	女 Female	21 287	2	4 845	15 992	448

註： (1) 數字反映2023年9月15日的情況。  
(2) 數字包括幼稚園暨幼兒中心的幼兒班、低班及高班。

Notes: (1) Figures refer to the position as at 15 September 2023.  
(2) Figures include nursery, lower and upper classes in kindergarten-cum-child care centres.

**III**  
小學  
**Primary Schools**



**3.1 2013年至2023年小學開辦班數、學額、學生人數及重讀生人數 — 按級別統計**  
**Operating Classes, Accommodation, Student Enrolment and Repeaters in Primary Schools by Grade, 2013-2023**

級別	Grade		2013	2014	2015	2016	2017	2018	2019	2020	2021	2022	2023
所有級別 All Grades	班數	Classes	11 955	12 334	12 618	12 931	13 317	13 610	13 725	13 713	13 627	13 456	13 175
	學額	Accommodation	333 239	338 324	345 485	355 112	367 466	380 124	383 845	383 379	376 156	369 002	357 837
	學生人數	Enrolment	320 918	329 300	337 558	349 008	362 049	372 465	373 228	364 257	348 994	333 551	325 564
	重讀生人數	Repeaters	1 725	1 664	1 610	1 506	1 471	1 608	1 765	1 623	2 097	2 003	1 605
小一 Primary 1	班數	Classes	2 220	2 280	2 262	2 280	2 378	2 391	2 292	2 295	2 245	2 202	2 139
	學額	Accommodation	60 468	62 589	61 731	63 015	66 969	69 219	63 706	63 566	60 221	57 777	55 695
	學生人數	Enrolment	59 074	61 082	60 320	61 861	65 601	66 914	60 465	59 427	56 119	54 319	52 071
	重讀生人數	Repeaters	448	486	484	409	395	430	602	461	460	416	398
小二 Primary 2	班數	Classes	2 050	2 182	2 231	2 216	2 250	2 330	2 363	2 245	2 255	2 184	2 138
	學額	Accommodation	56 265	59 855	61 623	60 948	62 325	66 250	68 623	62 779	61 768	58 710	56 654
	學生人數	Enrolment	54 548	58 859	60 486	59 896	61 293	64 700	66 131	58 916	57 273	53 604	53 353
	重讀生人數	Repeaters	366	340	337	323	321	346	348	419	449	451	254
小三 Primary 3	班數	Classes	1 963	2 057	2 182	2 232	2 222	2 258	2 342	2 351	2 232	2 243	2 165
	學額	Accommodation	53 772	56 331	59 673	61 696	60 972	62 553	66 511	68 170	61 680	61 386	58 367
	學生人數	Enrolment	51 921	54 972	58 931	60 735	60 111	61 238	64 804	64 603	57 037	54 880	53 371
	重讀生人數	Repeaters	288	272	249	260	275	288	273	304	517	382	316
小四 Primary 4	班數	Classes	1 922	1 967	2 061	2 180	2 226	2 225	2 269	2 335	2 337	2 224	2 227
	學額	Accommodation	52 809	53 880	56 346	59 639	61 544	61 066	62 665	65 990	66 855	61 247	60 828
	學生人數	Enrolment	50 686	52 494	55 203	59 292	61 098	60 351	61 436	63 303	62 072	54 980	54 747
	重讀生人數	Repeaters	384	378	320	324	315	359	323	304	428	503	387
小五 Primary 5	班數	Classes	1 936	1 929	1 966	2 063	2 184	2 229	2 235	2 260	2 312	2 316	2 204
	學額	Accommodation	53 460	52 840	53 732	56 277	59 597	61 631	61 041	62 096	64 555	66 086	60 621
	學生人數	Enrolment	51 648	50 945	52 445	55 240	59 178	60 829	60 283	59 631	60 158	58 947	54 591
	重讀生人數	Repeaters	220	170	207	162	155	154	190	105	229	216	230
小六 Primary 6	班數	Classes	1 864	1 918	1 916	1 960	2 057	2 177	2 224	2 227	2 244	2 287	2 303
	學額	Accommodation	56 465	52 829	52 380	53 537	56 059	59 405	61 299	60 778	61 077	63 796	65 672
	學生人數	Enrolment	53 041	50 948	50 173	51 984	54 768	58 433	60 109	58 377	56 335	56 821	57 431
	重讀生人數	Repeaters	19	18	13	28	10	31	29	30	14	35	20

註： (1) 2020年數字反映10月中情況，其餘則為該年9月中的情況。  
(2) 數字包括普通小學，但不包括特殊學校。  
(3) 在很少數的非公營學校中，開辦班數涉及少數的混合班，即一班內有不同級別的學生於同一課室上課。於計算每所學校總班數時，混合班只會視作一班計算。當計算按級別劃分的班數時，混合班會根據不同級別學生人數的比例分拆，並按四捨五入以整數表列。因此，個別級別的開辦班數合計起來可能與學校的總班數不同。  
(4) 學額數字指有關學校的預設學位數目。

Notes: (1) Figures for 2020 refer to the position as at mid-October, and others refer to the position as at mid-September of the respective years.  
(2) Figures include ordinary primary schools, but not special schools.  
(3) Figures on operating classes in a very small number of non-public sector schools involve a small number of combined classes, i.e. classes operated in the same classroom comprising students of different grades. When counting the total number of classes in a school, a combined class is treated as one class. When counting the number of classes broken down by grade, a combined class is split into different classes in proportion to the number of students from each grade and the numbers are rounded to the nearest integer. Accordingly, figures on operating classes for individual grades may not add up to the total number of classes in schools.  
(4) Figures on accommodation refer to the planned number of school places offered by the schools concerned.

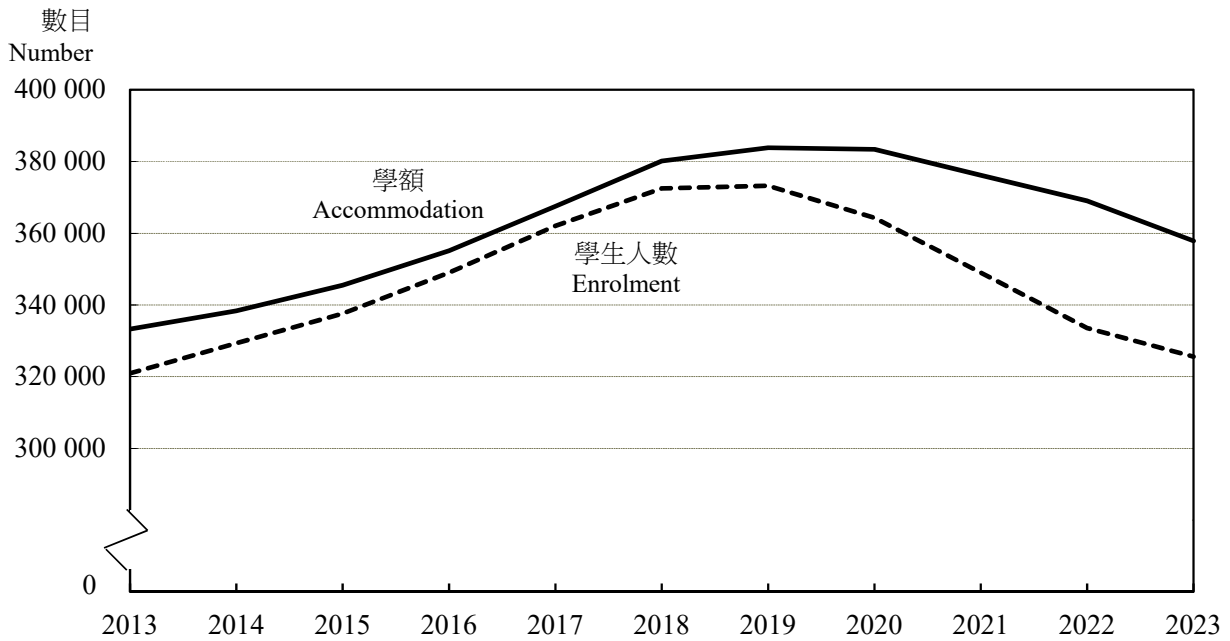
3.2 2013年至2023年小學開辦班數、學額、學生人數及重讀生人數 — 按學校類別統計  
Operating Classes, Accommodation, Student Enrolment and Repeaters in Primary Schools by Sector, 2013-2023

學校類別 Sector			2013	2014	2015	2016	2017	2018	2019	2020	2021	2022	2023
各類學校合計 All Sectors	班數	Classes	11 955	12 334	12 618	12 931	13 317	13 610	13 725	13 713	13 627	13 456	13 175
	學額	Accommodation	333 239	338 324	345 485	355 112	367 466	380 124	383 845	383 379	376 156	369 002	357 837
	學生人數	Enrolment	320 918	329 300	337 558	349 008	362 049	372 465	373 228	364 257	348 994	333 551	325 564
	重讀生人數	Repeaters	1 725	1 664	1 610	1 506	1 471	1 608	1 765	1 623	2 097	2 003	1 605
官立 Government	班數	Classes	802	819	832	843	856	864	859	851	830	807	787
	學額	Accommodation	21 197	21 172	21 452	21 777	22 380	23 059	23 098	22 971	22 478	21 821	20 996
	學生人數	Enrolment	20 979	21 131	21 466	22 000	22 618	23 159	23 043	22 393	21 084	19 750	18 846
	重讀生人數	Repeaters	71	67	75	56	51	49	57	98	107	99	60
資助 Aided	班數	Classes	8 887	9 168	9 394	9 639	9 930	10 138	10 184	10 164	10 089	9 995	9 741
	學額	Accommodation	240 703	243 822	249 577	256 939	266 776	275 797	278 027	277 550	275 103	270 083	260 566
	學生人數	Enrolment	238 888	245 022	251 540	260 482	270 839	278 732	278 030	270 930	258 571	246 900	238 829
	重讀生人數	Repeaters	1 244	1 137	1 037	972	965	1 005	1 144	1 245	1 632	1 471	1 209
直接資助計劃 DSS	班數	Classes	502	510	515	518	525	526	532	534	536	537	538
	學額	Accommodation	15 598	15 909	15 862	16 125	16 173	16 413	16 432	16 503	16 568	16 513	16 605
	學生人數	Enrolment	14 562	14 839	15 120	15 326	15 590	15 759	15 935	15 918	15 744	15 544	15 803
	重讀生人數	Repeaters	102	101	117	113	101	116	140	113	135	116	96
國際 International	班數	Classes	829	868	871	887	919	945	960	964	971	960	952
	學額	Accommodation	21 544	22 326	22 430	22 940	23 803	24 664	25 012	24 993	25 167	25 102	24 812
	學生人數	Enrolment	19 492	20 193	20 439	21 093	21 912	22 720	23 156	22 783	22 933	22 143	22 610
	重讀生人數	Repeaters	56	65	42	52	72	85	60	36	11	55	29
其他私立 Other Private	班數	Classes	935	969	1 006	1 044	1 087	1 137	1 190	1 200	1 201	1 157	1 157
	學額	Accommodation	34 197	35 095	36 164	37 331	38 334	40 191	41 276	41 362	36 840	35 483	34 858
	學生人數	Enrolment	26 997	28 115	28 993	30 107	31 090	32 095	33 064	32 233	30 662	29 214	29 476
	重讀生人數	Repeaters	252	294	339	313	282	353	364	131	212	262	211

註： (1) 2020年數字反映10月中情況，其餘則為該年9月中的情況。  
(2) 數字包括普通小學，但不包括特殊學校。  
(3) 學額數字指有關學校的預設學位數目。  
(4) 部分非公營學校開辦非本地正規課程。

Notes: (1) Figures for 2020 refer to the position as at mid-October, and others refer to the position as at mid-September of the respective years.  
(2) Figures include ordinary primary schools, but not special schools.  
(3) Figures on accommodation refer to the planned number of school places offered by the schools concerned.  
(4) Some of the non-public sector schools operate non-local formal curriculum courses.

圖 9 2013年至2023年小學學額及學生人數  
 Chart 9 Accommodation and Student Enrolment in Primary Schools, 2013-2023

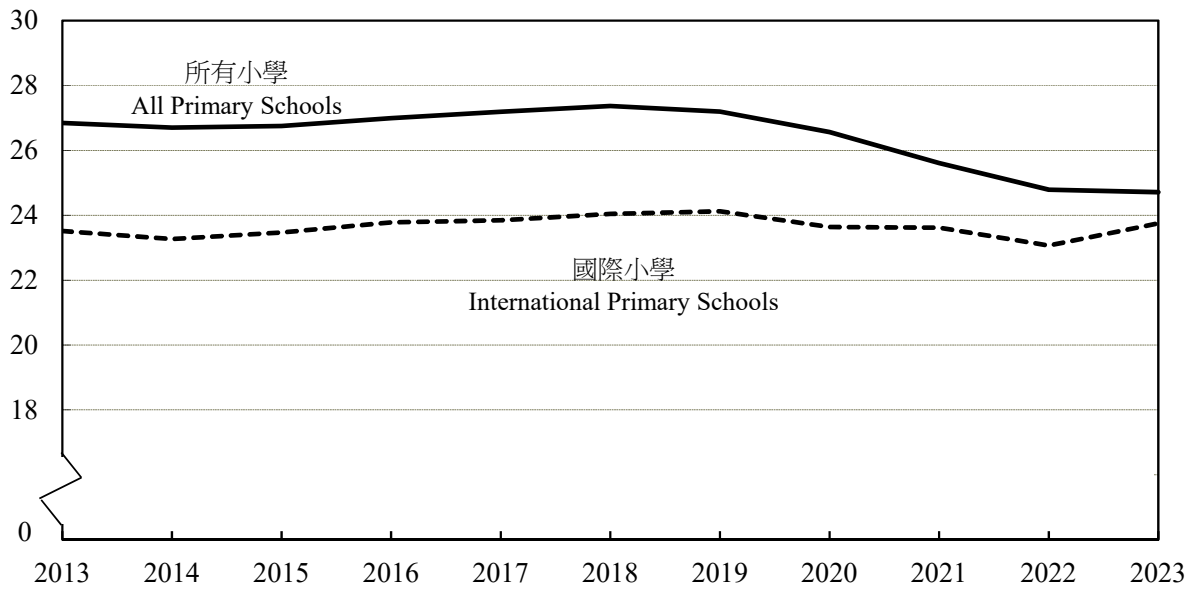


- 註：
- (1) 2020年數字反映10月中情況，其餘則為該年9月中的情況。
  - (2) 數字包括普通小學，但不包括特殊學校。
  - (3) 學額數字指有關學校的預設學位數目。

- Notes:
- (1) Figures for 2020 refer to the position as at mid-October, and others refer to the position as at mid-September of the respective years.
  - (2) Figures include ordinary primary schools, but not special schools.
  - (3) Figures on accommodation refer to the planned number of school places offered by the schools concerned.

圖 10 2013年至2023年小學每班平均人數  
Chart 10 Average Class Size in Primary Schools, 2013-2023

每班平均人數  
Average Class Size



註： (1) 2020年數字反映10月中情況，其餘則為該年9月中的情況。  
(2) 數字包括普通小學，但不包括特殊學校。

Notes: (1) Figures for 2020 refer to the position as at mid-October, and others refer to the position as at mid-September of the respective years.  
(2) Figures include ordinary primary schools, but not special schools.



3.3 2023年小學開辦班數、學額、學生人數及重讀生人數 — 按學校類別及級別統計  
Operating Classes, Accommodation, Student Enrolment and Repeaters in Primary Schools by Sector and Grade, 2023

學校類別 Sector		所有級別 All Grades	小一 P1	小二 P2	小三 P3	小四 P4	小五 P5	小六 P6
各類學校合計 All Sectors	班數 Classes	13 175	2 139	2 138	2 165	2 227	2 204	2 303
	學額 Accommodation	357 837	55 695	56 654	58 367	60 828	60 621	65 672
	學生人數 Enrolment	325 564	52 071	53 353	53 371	54 747	54 591	57 431
	重讀生人數 Repeaters	1 605	398	254	316	387	230	20
官立 Government	班數 Classes	787	124	123	125	132	134	149
	學額 Accommodation	20 996	3 160	3 183	3 267	3 508	3 598	4 280
	學生人數 Enrolment	18 846	2 907	2 859	2 969	3 180	3 263	3 668
	重讀生人數 Repeaters	60	14	10	9	17	10	-
資助 Aided	班數 Classes	9 741	1 520	1 568	1 602	1 661	1 649	1 741
	學額 Accommodation	260 566	38 630	40 480	42 376	44 759	44 791	49 530
	學生人數 Enrolment	238 829	36 829	38 727	38 978	40 340	40 510	43 445
	重讀生人數 Repeaters	1 209	272	204	255	292	180	6
直接資助計劃 DSS	班數 Classes	538	91	91	91	91	84	90
	學額 Accommodation	16 605	2 809	2 808	2 809	2 799	2 591	2 789
	學生人數 Enrolment	15 803	2 731	2 754	2 736	2 670	2 438	2 474
	重讀生人數 Repeaters	96	38	13	14	21	9	1
國際 International	班數 Classes	952	193	155	154	150	151	149
	學額 Accommodation	24 812	4 725	4 107	4 101	3 972	3 994	3 913
	學生人數 Enrolment	22 610	4 213	3 715	3 735	3 667	3 660	3 620
	重讀生人數 Repeaters	29	12	4	2	4	4	3
其他私立 Other Private	班數 Classes	1 157	211	201	193	193	186	174
	學額 Accommodation	34 858	6 371	6 076	5 814	5 790	5 647	5 160
	學生人數 Enrolment	29 476	5 391	5 298	4 953	4 890	4 720	4 224
	重讀生人數 Repeaters	211	62	23	36	53	27	10

- 註： (1) 數字反映2023年9月15日的情況。  
(2) 數字包括普通小學，但不包括特殊學校。  
(3) 在很少數的非公營學校中，開辦班數涉及少數的混合班，即一班內有不同級別的學生於同一課室上課。於計算每所學校總班數時，混合班只會視作一班計算。當計算按級別劃分的班數時，混合班會根據不同級別學生人數的比例分拆，並按四捨五入以整數表列。因此，個別級別的開辦班數合計起來可能與學校的總班數不同。  
(4) 學額數字指有關學校的預設學位數目。  
(5) 部分非公營學校開辦非本地正規課程。  
(6) 國際及其他私立學校小一級別的數字涵蓋預備班。

- Notes: (1) Figures refer to the position as at 15 September 2023.  
(2) Figures include ordinary primary schools, but not special schools.  
(3) Figures on operating classes in a very small number of non-public sector schools involve a small number of combined classes, i.e. classes operated in the same classroom comprising students of different grades. When counting the total number of classes in a school, a combined class is treated as one class. When counting the number of classes broken down by grade, a combined class is split into different classes in proportion to the number of students from each grade and the numbers are rounded to the nearest integer. Accordingly, figures on operating classes for individual grades may not add up to the total number of classes in schools.  
(4) Figures on accommodation refer to the planned number of school places offered by the schools concerned.  
(5) Some of the non-public sector schools operate non-local formal curriculum courses.  
(6) Figures for Primary 1 in international and other private schools cover preparatory classes.

3.4 2023年小學開辦班數、學額及學生人數 — 按學校宗教背景統計  
**Operating Classes, Accommodation and Student Enrolment in Primary Schools by Religious Background of School, 2023**

學校宗教背景 Religious Background of School		班數 Classes	學額 Accommodation	學生人數 Enrolment
所有學校	All	13 175	357 837	325 564
無宗教	No Religion	5 641	150 039	135 802
基督教	Christianity/Protestantism	4 368	121 221	111 416
天主教	Catholicism	2 478	68 887	62 768
佛教	Buddhism	351	9 112	8 222
道教	Taoism	201	5 222	4 597
儒釋道三教	Confucianism, Buddhism and Taoism	87	2 125	1 860
其他	Others	49	1 231	899

- 註：
- (1) 數字反映2023年9月15日的情況。
  - (2) 數字包括普通小學，但不包括特殊學校。
  - (3) 學額數字指有關學校的預設學位數目。

- Notes:
- (1) Figures refer to the position as at 15 September 2023.
  - (2) Figures include ordinary primary schools, but not special schools.
  - (3) Figures on accommodation refer to the planned number of school places offered by the schools concerned.

### 3.5 2023年小學開辦班數 — 按分區及級別統計 Operating Classes in Primary Schools by District and Grade, 2023

#### (A) 所有學校 All Schools

分區 District		所有級別 All Grades	小一 P1	小二 P2	小三 P3	小四 P4	小五 P5	小六 P6
所有分區	All Districts	13 175	2 139	2 138	2 165	2 227	2 204	2 303
香港島	Hong Kong Island	2 288	381	372	380	382	386	388
中西區	Central & Western	426	65	72	72	73	72	72
灣仔	Wan Chai	471	69	82	80	77	80	83
東區	Eastern	784	134	119	128	130	133	140
南區	Southern	607	113	98	100	102	101	93
九龍	Kowloon	4 132	679	677	687	698	688	703
深水埗	Sham Shui Po	788	136	130	131	138	130	123
油尖旺	Yau Tsim Mong	552	92	90	91	92	91	96
九龍城	Kowloon City	1 173	200	195	199	193	193	193
黃大仙	Wong Tai Sin	636	94	100	106	111	110	115
觀塘	Kwun Tong	983	157	162	160	164	164	176
新界	New Territories	6 755	1 079	1 089	1 098	1 147	1 130	1 212
荃灣	Tsuen Wan	454	73	73	76	75	76	81
屯門	Tuen Mun	904	144	147	147	154	154	158
元朗	Yuen Long	1 194	193	196	191	202	199	213
北區	North	679	106	108	110	113	114	128
大埔	Tai Po	576	93	89	94	97	99	104
沙田	Sha Tin	1 141	183	186	189	194	190	199
西貢	Sai Kung	759	122	121	121	135	124	136
離島	Islands	346	56	54	55	58	59	64
葵青	Kwai Tsing	702	109	115	115	119	115	129

- 註：
- (1) 數字反映2023年9月15日的情況。
  - (2) 數字包括普通小學，但不包括特殊學校。
  - (3) 在很少數的非公營學校中，數字涉及少數的混合班，即一班內有不同級別的學生於同一課室上課。於計算每所學校總班數時，混合班只會視作一班計算。當計算按級別劃分的班數時，混合班會根據不同級別學生人數的比例分拆，並按四捨五入以整數表列。因此，個別級別的開辦班數合計起來可能與學校的總班數不同。
  - (4) 學校分區按其校舍所在的區議會分區劃分。

- Notes:
- (1) Figures refer to the position as at 15 September 2023.
  - (2) Figures include ordinary primary schools, but not special schools.
  - (3) Figures in a very small number of non-public sector schools involve a small number of combined classes, i.e. classes operated in the same classroom comprising students of different grades. When counting the total number of classes in a school, a combined class is treated as one class. When counting the number of classes broken down by grade, a combined class is split into different classes in proportion to the number of students from each grade and the numbers are rounded to the nearest integer. Accordingly, figures on operating classes for individual grades may not add up to the total number of classes in schools.
  - (4) School districts are delineated by the District Council districts of the school premises.

3.5 (續) 2023年小學開辦班數 — 按分區及級別統計  
(Cont'd) Operating Classes in Primary Schools by District and Grade, 2023

(B) 公營及直接資助計劃學校  
Public Sector and DSS Schools

分區 District	所有級別 All Grades	小一 P1	小二 P2	小三 P3	小四 P4	小五 P5	小六 P6
所有分區 All Districts	11 066	1 735	1 782	1 818	1 884	1 867	1 980
香港島 Hong Kong Island	1 471	221	235	244	250	254	267
中西區 Central & Western	295	44	48	50	51	51	51
灣仔 Wan Chai	304	44	50	51	51	52	56
東區 Eastern	622	96	97	102	105	108	114
南區 Southern	250	37	40	41	43	43	46
九龍 Kowloon	3 296	522	534	551	561	555	573
深水埗 Sham Shui Po	582	96	95	97	102	97	95
油尖旺 Yau Tsim Mong	488	77	80	83	81	82	85
九龍城 Kowloon City	764	123	124	129	129	129	130
黃大仙 Wong Tai Sin	561	82	88	94	98	97	102
觀塘 Kwun Tong	901	144	147	148	151	150	161
新界 New Territories	6 299	992	1 013	1 023	1 073	1 058	1 140
荃灣 Tsuen Wan	454	73	73	76	75	76	81
屯門 Tuen Mun	871	139	142	142	149	149	150
元朗 Yuen Long	1 156	185	189	185	196	193	208
北區 North	679	106	108	110	113	114	128
大埔 Tai Po	475	72	73	77	81	83	89
沙田 Sha Tin	1 040	166	169	172	177	173	183
西貢 Sai Kung	644	99	102	102	116	107	118
離島 Islands	278	43	42	44	47	48	54
葵青 Kwai Tsing	702	109	115	115	119	115	129

- 註：
- (1) 數字反映2023年9月15日的情況。
  - (2) 數字包括普通小學，但不包括特殊學校。
  - (3) 在很少數的非公營學校中，數字涉及少數的混合班，即一班內有不同級別的學生於同一課室上課。於計算每所學校總班數時，混合班只會視作一班計算。當計算按級別劃分的班數時，混合班會根據不同級別學生人數的比例分拆，並按四捨五入以整數表列。因此，個別級別的開辦班數合計起來可能與學校的總班數不同。
  - (4) 學校分區按其校舍所在的區議會分區劃分。

- Notes:
- (1) Figures refer to the position as at 15 September 2023.
  - (2) Figures include ordinary primary schools, but not special schools.
  - (3) Figures in a very small number of non-public sector schools involve a small number of combined classes, i.e. classes operated in the same classroom comprising students of different grades. When counting the total number of classes in a school, a combined class is treated as one class. When counting the number of classes broken down by grade, a combined class is split into different classes in proportion to the number of students from each grade and the numbers are rounded to the nearest integer. Accordingly, figures on operating classes for individual grades may not add up to the total number of classes in schools.
  - (4) School districts are delineated by the District Council districts of the school premises.

3.5 (續) 2023年小學開辦班數 — 按分區及級別統計  
(Cont'd) Operating Classes in Primary Schools by District and Grade, 2023

(C) 國際及其他私立學校  
International and Other Private Schools

分區 District	所有級別 All Grades	小一 P1	小二 P2	小三 P3	小四 P4	小五 P5	小六 P6
所有分區 All Districts	2 109	404	356	347	343	337	323
香港島 Hong Kong Island	817	160	137	136	132	132	121
中西區 Central & Western	131	21	24	22	22	21	21
灣仔 Wan Chai	167	25	32	29	26	28	27
東區 Eastern	162	38	22	26	25	25	26
南區 Southern	357	76	58	59	59	58	47
九龍 Kowloon	836	157	143	136	137	133	130
深水埗 Sham Shui Po	206	40	35	34	36	33	28
油尖旺 Yau Tsim Mong	64	15	10	8	11	9	11
九龍城 Kowloon City	409	77	71	70	64	64	63
黃大仙 Wong Tai Sin	75	12	12	12	13	13	13
觀塘 Kwun Tong	82	13	15	12	13	14	15
新界 New Territories	456	87	76	75	74	72	72
荃灣 Tsuen Wan	-	-	-	-	-	-	-
屯門 Tuen Mun	33	5	5	5	5	5	8
元朗 Yuen Long	38	8	7	6	6	6	5
北區 North	-	-	-	-	-	-	-
大埔 Tai Po	101	21	16	17	16	16	15
沙田 Sha Tin	101	17	17	17	17	17	16
西貢 Sai Kung	115	23	19	19	19	17	18
離島 Islands	68	13	12	11	11	11	10
葵青 Kwai Tsing	-	-	-	-	-	-	-

- 註：
- (1) 數字反映2023年9月15日的情況。
  - (2) 數字包括普通小學，但不包括特殊學校。
  - (3) 在很少數的非公營學校中，數字涉及少數的混合班，即一班內有不同級別的學生於同一課室上課。於計算每所學校總班數時，混合班只會視作一班計算。當計算按級別劃分的班數時，混合班會根據不同級別學生人數的比例分拆，並按四捨五入以整數表列。因此，個別級別的開辦班數合計起來可能與學校的總班數不同。
  - (4) 部分非公營學校開辦非本地正規課程。
  - (5) 學校分區按其校舍所在的區議會分區劃分。
  - (6) 國際及其他私立學校小一級別的數字涵蓋預備班。

- Notes:
- (1) Figures refer to the position as at 15 September 2023.
  - (2) Figures include ordinary primary schools, but not special schools.
  - (3) Figures in a very small number of non-public sector schools involve a small number of combined classes, i.e. classes operated in the same classroom comprising students of different grades. When counting the total number of classes in a school, a combined class is treated as one class. When counting the number of classes broken down by grade, a combined class is split into different classes in proportion to the number of students from each grade and the numbers are rounded to the nearest integer. Accordingly, figures on operating classes for individual grades may not add up to the total number of classes in schools.
  - (4) Some of the non-public sector schools operate non-local formal curriculum courses.
  - (5) School districts are delineated by the District Council districts of the school premises.
  - (6) Figures for Primary 1 in international and other private schools cover preparatory classes.

### 3.6 2023年小學學額 — 按分區及級別統計 Accommodation in Primary Schools by District and Grade, 2023

#### (A) 所有學校 All Schools

分區 District		所有級別 All Grades	小一 P1	小二 P2	小三 P3	小四 P4	小五 P5	小六 P6
所有分區	All Districts	357 837	55 695	56 654	58 367	60 828	60 621	65 672
香港島	Hong Kong Island	63 068	10 106	10 125	10 480	10 595	10 712	11 050
中西區	Central & Western	12 262	1 898	2 036	2 046	2 082	2 022	2 178
灣仔	Wan Chai	13 732	2 060	2 367	2 336	2 244	2 335	2 390
東區	Eastern	21 635	3 417	3 264	3 530	3 626	3 748	4 050
南區	Southern	15 439	2 731	2 458	2 568	2 643	2 607	2 432
九龍	Kowloon	115 567	18 367	18 573	18 992	19 596	19 456	20 583
深水埗	Sham Shui Po	23 160	3 800	3 798	3 856	4 027	3 834	3 845
油尖旺	Yau Tsim Mong	15 637	2 492	2 473	2 556	2 591	2 587	2 938
九龍城	Kowloon City	33 605	5 679	5 561	5 617	5 449	5 535	5 764
黃大仙	Wong Tai Sin	16 686	2 471	2 596	2 721	2 931	2 906	3 061
觀塘	Kwun Tong	26 479	3 925	4 145	4 242	4 598	4 594	4 975
新界	New Territories	179 202	27 222	27 956	28 895	30 637	30 453	34 039
荃灣	Tsuen Wan	12 779	1 915	1 990	2 080	2 154	2 250	2 390
屯門	Tuen Mun	23 363	3 643	3 668	3 788	3 918	3 938	4 408
元朗	Yuen Long	31 296	4 869	4 994	5 040	5 302	5 240	5 851
北區	North	17 603	2 575	2 675	2 725	2 975	3 045	3 608
大埔	Tai Po	15 301	2 392	2 294	2 444	2 529	2 574	3 068
沙田	Sha Tin	32 244	4 678	4 968	5 178	5 598	5 667	6 155
西貢	Sai Kung	19 425	3 095	3 115	3 116	3 486	3 147	3 466
離島	Islands	8 702	1 356	1 353	1 395	1 471	1 488	1 639
葵青	Kwai Tsing	18 489	2 699	2 899	3 129	3 204	3 104	3 454

- 註：
- (1) 數字反映2023年9月15日的情況。
  - (2) 數字包括普通小學，但不包括特殊學校。
  - (3) 學額數字指有關學校的預設學位數目。
  - (4) 學校分區按其校舍所在的區議會分區劃分。

- Notes:
- (1) Figures refer to the position as at 15 September 2023.
  - (2) Figures include ordinary primary schools, but not special schools.
  - (3) Figures on accommodation refer to the planned number of school places offered by the schools concerned.
  - (4) School districts are delineated by the District Council districts of the school premises.

**3.6 (續) 2023年小學學額 — 按分區及級別統計**  
**(Cont'd) Accommodation in Primary Schools by District and Grade, 2023**

**(B) 公營及直接資助計劃學校**  
**Public Sector and DSS Schools**

分區 District		所有級別 All Grades	小一 P1	小二 P2	小三 P3	小四 P4	小五 P5	小六 P6
所有分區	All Districts	298 167	44 599	46 471	48 452	51 066	50 980	56 599
香港島	Hong Kong Island	39 964	5 784	6 204	6 604	6 848	6 941	7 583
中西區	Central & Western	8 155	1 210	1 285	1 360	1 385	1 385	1 530
灣仔	Wan Chai	8 060	1 185	1 285	1 360	1 360	1 385	1 485
東區	Eastern	17 247	2 452	2 647	2 822	2 951	3 029	3 346
南區	Southern	6 502	937	987	1 062	1 152	1 142	1 222
九龍	Kowloon	90 596	13 765	14 277	14 872	15 480	15 426	16 776
深水埗	Sham Shui Po	17 111	2 651	2 769	2 856	2 953	2 839	3 043
油尖旺	Yau Tsim Mong	13 881	2 145	2 194	2 295	2 297	2 300	2 650
九龍城	Kowloon City	21 276	3 337	3 387	3 512	3 512	3 622	3 906
黃大仙	Wong Tai Sin	13 895	2 025	2 150	2 275	2 450	2 425	2 570
觀塘	Kwun Tong	24 433	3 607	3 777	3 934	4 268	4 240	4 607
新界	New Territories	167 607	25 050	25 990	26 976	28 738	28 613	32 240
荃灣	Tsuen Wan	12 779	1 915	1 990	2 080	2 154	2 250	2 390
屯門	Tuen Mun	22 633	3 527	3 552	3 672	3 802	3 822	4 258
元朗	Yuen Long	30 441	4 689	4 839	4 910	5 172	5 110	5 721
北區	North	17 603	2 575	2 675	2 725	2 975	3 045	3 608
大埔	Tai Po	12 605	1 845	1 870	1 985	2 090	2 145	2 670
沙田	Sha Tin	29 565	4 230	4 520	4 730	5 146	5 215	5 724
西貢	Sai Kung	16 582	2 545	2 620	2 645	3 015	2 717	3 040
離島	Islands	6 910	1 025	1 025	1 100	1 180	1 205	1 375
葵青	Kwai Tsing	18 489	2 699	2 899	3 129	3 204	3 104	3 454

- 註： (1) 數字反映2023年9月15日的情況。  
(2) 數字包括普通小學，但不包括特殊學校。  
(3) 學額數字指有關學校的預設學位數目。  
(4) 學校分區按其校舍所在的區議會分區劃分。

- Notes: (1) Figures refer to the position as at 15 September 2023.  
(2) Figures include ordinary primary schools, but not special schools.  
(3) Figures on accommodation refer to the planned number of school places offered by the schools concerned.  
(4) School districts are delineated by the District Council districts of the school premises.

**3.6 (續) 2023年小學學額 — 按分區及級別統計**  
**(Cont'd) Accommodation in Primary Schools by District and Grade, 2023**

**(C) 國際及其他私立學校**  
**International and Other Private Schools**

分區 District		所有級別 All Grades	小一 P1	小二 P2	小三 P3	小四 P4	小五 P5	小六 P6
所有分區	All Districts	59 670	11 096	10 183	9 915	9 762	9 641	9 073
香港島	Hong Kong Island	23 104	4 322	3 921	3 876	3 747	3 771	3 467
中西區	Central & Western	4 107	688	751	686	697	637	648
灣仔	Wan Chai	5 672	875	1 082	976	884	950	905
東區	Eastern	4 388	965	617	708	675	719	704
南區	Southern	8 937	1 794	1 471	1 506	1 491	1 465	1 210
九龍	Kowloon	24 971	4 602	4 296	4 120	4 116	4 030	3 807
深水埗	Sham Shui Po	6 049	1 149	1 029	1 000	1 074	995	802
油尖旺	Yau Tsim Mong	1 756	347	279	261	294	287	288
九龍城	Kowloon City	12 329	2 342	2 174	2 105	1 937	1 913	1 858
黃大仙	Wong Tai Sin	2 791	446	446	446	481	481	491
觀塘	Kwun Tong	2 046	318	368	308	330	354	368
新界	New Territories	11 595	2 172	1 966	1 919	1 899	1 840	1 799
荃灣	Tsuen Wan	-	-	-	-	-	-	-
屯門	Tuen Mun	730	116	116	116	116	116	150
元朗	Yuen Long	855	180	155	130	130	130	130
北區	North	-	-	-	-	-	-	-
大埔	Tai Po	2 696	547	424	459	439	429	398
沙田	Sha Tin	2 679	448	448	448	452	452	431
西貢	Sai Kung	2 843	550	495	471	471	430	426
離島	Islands	1 792	331	328	295	291	283	264
葵青	Kwai Tsing	-	-	-	-	-	-	-

- 註：
- (1) 數字反映2023年9月15日的情況。
  - (2) 數字包括普通小學，但不包括特殊學校。
  - (3) 學額數字指有關學校的預設學位數目。
  - (4) 部分非公營學校開辦非本地正規課程。
  - (5) 學校分區按其校舍所在的區議會分區劃分。
  - (6) 國際及其他私立學校小一級別的數字涵蓋預備班。

- Notes:
- (1) Figures refer to the position as at 15 September 2023.
  - (2) Figures include ordinary primary schools, but not special schools.
  - (3) Figures on accommodation refer to the planned number of school places offered by the schools concerned.
  - (4) Some of the non-public sector schools operate non-local formal curriculum courses.
  - (5) School districts are delineated by the District Council districts of the school premises.
  - (6) Figures for Primary 1 in international and other private schools cover preparatory classes.



### 3.7 2023年小學學生人數 — 按分區及級別統計 Student Enrolment in Primary Schools by District and Grade, 2023

#### (A) 所有學校 All Schools

分區 District		所有級別 All Grades	小一 P1	小二 P2	小三 P3	小四 P4	小五 P5	小六 P6
所有分區	All Districts	325 564	52 071	53 353	53 371	54 747	54 591	57 431
香港島	Hong Kong Island	55 386	9 246	9 149	9 228	9 200	9 340	9 223
中西區	Central & Western	10 265	1 676	1 798	1 706	1 687	1 685	1 713
灣仔	Wan Chai	12 037	1 891	2 114	2 053	1 988	2 029	1 962
東區	Eastern	19 004	3 148	2 959	3 100	3 135	3 254	3 408
南區	Southern	14 080	2 531	2 278	2 369	2 390	2 372	2 140
九龍	Kowloon	106 632	17 237	17 578	17 537	18 004	17 782	18 494
深水埗	Sham Shui Po	21 836	3 676	3 623	3 523	3 776	3 648	3 590
油尖旺	Yau Tsim Mong	14 291	2 397	2 379	2 396	2 362	2 300	2 457
九龍城	Kowloon City	30 893	5 238	5 293	5 204	5 049	5 038	5 071
黃大仙	Wong Tai Sin	14 810	2 221	2 328	2 392	2 561	2 581	2 727
觀塘	Kwun Tong	24 802	3 705	3 955	4 022	4 256	4 215	4 649
新界	New Territories	163 546	25 588	26 626	26 606	27 543	27 469	29 714
荃灣	Tsuen Wan	11 673	1 819	1 882	1 905	1 981	2 014	2 072
屯門	Tuen Mun	21 705	3 466	3 575	3 603	3 610	3 629	3 822
元朗	Yuen Long	28 213	4 593	4 789	4 545	4 719	4 568	4 999
北區	North	17 036	2 540	2 670	2 624	2 807	3 068	3 327
大埔	Tai Po	13 566	2 197	2 161	2 197	2 223	2 222	2 566
沙田	Sha Tin	29 571	4 456	4 781	4 828	5 043	5 094	5 369
西貢	Sai Kung	16 888	2 780	2 806	2 716	2 931	2 683	2 972
離島	Islands	7 900	1 208	1 234	1 291	1 348	1 337	1 482
葵青	Kwai Tsing	16 994	2 529	2 728	2 897	2 881	2 854	3 105

- 註： (1) 數字反映2023年9月15日的情況。  
(2) 數字包括普通小學，但不包括特殊學校。  
(3) 學校分區按其校舍所在的區議會分區劃分。

- Notes: (1) Figures refer to the position as at 15 September 2023.  
(2) Figures include ordinary primary schools, but not special schools.  
(3) School districts are delineated by the District Council districts of the school premises.

3.7 (續) 2023年小學學生人數 — 按分區及級別統計  
(Cont'd) Student Enrolment in Primary Schools by District and Grade, 2023

(B) 公營及直接資助計劃學校  
Public Sector and DSS Schools

分區 District		所有級別 All Grades	小一 P1	小二 P2	小三 P3	小四 P4	小五 P5	小六 P6
所有分區	All Districts	273 478	42 467	44 340	44 683	46 190	46 211	49 587
香港島	Hong Kong Island	35 281	5 491	5 704	5 846	5 908	6 070	6 262
中西區	Central & Western	7 096	1 172	1 188	1 172	1 149	1 182	1 233
灣仔	Wan Chai	7 497	1 186	1 239	1 255	1 265	1 301	1 251
東區	Eastern	15 054	2 297	2 378	2 474	2 523	2 612	2 770
南區	Southern	5 634	836	899	945	971	975	1 008
九龍	Kowloon	84 714	13 195	13 691	13 912	14 403	14 291	15 222
深水埗	Sham Shui Po	16 505	2 634	2 655	2 650	2 850	2 799	2 917
油尖旺	Yau Tsim Mong	12 681	2 077	2 119	2 156	2 095	2 038	2 196
九龍城	Kowloon City	19 668	3 203	3 278	3 272	3 265	3 282	3 368
黃大仙	Wong Tai Sin	12 724	1 849	1 992	2 064	2 209	2 229	2 381
觀塘	Kwun Tong	23 136	3 432	3 647	3 770	3 984	3 943	4 360
新界	New Territories	153 483	23 781	24 945	24 925	25 879	25 850	28 103
荃灣	Tsuen Wan	11 673	1 819	1 882	1 905	1 981	2 014	2 072
屯門	Tuen Mun	20 981	3 355	3 460	3 483	3 490	3 512	3 681
元朗	Yuen Long	27 668	4 498	4 680	4 464	4 625	4 485	4 916
北區	North	17 036	2 540	2 670	2 624	2 807	3 068	3 327
大埔	Tai Po	11 326	1 734	1 809	1 824	1 854	1 871	2 234
沙田	Sha Tin	26 976	4 024	4 343	4 392	4 612	4 662	4 943
西貢	Sai Kung	14 497	2 340	2 417	2 303	2 548	2 302	2 587
離島	Islands	6 332	942	956	1 033	1 081	1 082	1 238
葵青	Kwai Tsing	16 994	2 529	2 728	2 897	2 881	2 854	3 105

註： (1) 數字反映2023年9月15日的情況。  
(2) 數字包括普通小學，但不包括特殊學校。  
(3) 學校分區按其校舍所在的區議會分區劃分。

Notes: (1) Figures refer to the position as at 15 September 2023.  
(2) Figures include ordinary primary schools, but not special schools.  
(3) School districts are delineated by the District Council districts of the school premises.

**3.7 (續) 2023年小學學生人數 — 按分區及級別統計**  
**(Cont'd) Student Enrolment in Primary Schools by District and Grade, 2023**

**(C) 國際及其他私立學校**  
**International and Other Private Schools**

分區 District		所有級別 All Grades	小一 P1	小二 P2	小三 P3	小四 P4	小五 P5	小六 P6
所有分區	All Districts	52 086	9 604	9 013	8 688	8 557	8 380	7 844
香港島	Hong Kong Island	20 105	3 755	3 445	3 382	3 292	3 270	2 961
中西區	Central & Western	3 169	504	610	534	538	503	480
灣仔	Wan Chai	4 540	705	875	798	723	728	711
東區	Eastern	3 950	851	581	626	612	642	638
南區	Southern	8 446	1 695	1 379	1 424	1 419	1 397	1 132
九龍	Kowloon	21 918	4 042	3 887	3 625	3 601	3 491	3 272
深水埗	Sham Shui Po	5 331	1 042	968	873	926	849	673
油尖旺	Yau Tsim Mong	1 610	320	260	240	267	262	261
九龍城	Kowloon City	11 225	2 035	2 015	1 932	1 784	1 756	1 703
黃大仙	Wong Tai Sin	2 086	372	336	328	352	352	346
觀塘	Kwun Tong	1 666	273	308	252	272	272	289
新界	New Territories	10 063	1 807	1 681	1 681	1 664	1 619	1 611
荃灣	Tsuen Wan	-	-	-	-	-	-	-
屯門	Tuen Mun	724	111	115	120	120	117	141
元朗	Yuen Long	545	95	109	81	94	83	83
北區	North	-	-	-	-	-	-	-
大埔	Tai Po	2 240	463	352	373	369	351	332
沙田	Sha Tin	2 595	432	438	436	431	432	426
西貢	Sai Kung	2 391	440	389	413	383	381	385
離島	Islands	1 568	266	278	258	267	255	244
葵青	Kwai Tsing	-	-	-	-	-	-	-

- 註：
- (1) 數字反映2023年9月15日的情況。
  - (2) 數字包括普通小學，但不包括特殊學校。
  - (3) 部分非公營學校開辦非本地正規課程。
  - (4) 學校分區按其校舍所在的區議會分區劃分。
  - (5) 國際及其他私立學校小一級別的數字涵蓋預備班。

- Notes:
- (1) Figures refer to the position as at 15 September 2023.
  - (2) Figures include ordinary primary schools, but not special schools.
  - (3) Some of the non-public sector schools operate non-local formal curriculum courses.
  - (4) School districts are delineated by the District Council districts of the school premises.
  - (5) Figures for Primary 1 in international and other private schools cover preparatory classes.

### 3.8 2023年小學學生人數 — 按級別、性別及年齡統計

#### Student Enrolment in Primary Schools by Grade, Sex and Age, 2023

級別 Grade	性別 Sex	所有歲數 All Ages	年齡 Age							
			≤ 6	7	8	9	10	11	12	≥ 13
所有級別 All Grades		325 564	64 815	52 525	53 635	52 346	54 015	43 714	3 893	621
	男 Male	168 684	32 961	27 114	27 850	27 018	28 130	22 973	2 257	381
	女 Female	156 880	31 854	25 411	25 785	25 328	25 885	20 741	1 636	240
小一 Primary 1		52 071	50 175	1 786	99	9	2	-	-	-
	男 Male	26 875	25 716	1 081	69	8	1	-	-	-
	女 Female	25 196	24 459	705	30	1	1	-	-	-
小二 Primary 2		53 353	14 212	36 960	2 016	146	16	2	1	-
	男 Male	27 608	7 020	19 264	1 217	90	15	1	1	-
	女 Female	25 745	7 192	17 696	799	56	1	1	-	-
小三 Primary 3		53 371	428	13 384	36 893	2 389	243	31	2	1
	男 Male	27 742	225	6 557	19 365	1 431	144	17	2	1
	女 Female	25 629	203	6 827	17 528	958	99	14	-	-
小四 Primary 4		54 747	-	394	14 189	36 674	3 044	398	40	8
	男 Male	28 279	-	211	6 968	19 056	1 768	244	28	4
	女 Female	26 468	-	183	7 221	17 618	1 276	154	12	4
小五 Primary 5		54 591	-	1	437	12 719	36 354	4 435	574	71
	男 Male	28 488	-	1	230	6 222	19 070	2 591	320	54
	女 Female	26 103	-	-	207	6 497	17 284	1 844	254	17
小六 Primary 6		57 431	-	-	1	409	14 356	38 848	3 276	541
	男 Male	29 692	-	-	1	211	7 132	20 120	1 906	322
	女 Female	27 739	-	-	-	198	7 224	18 728	1 370	219

註: (1) 數字反映2023年9月15日的情況。  
(2) 數字包括普通小學，但不包括特殊學校。

Notes: (1) Figures refer to the position as at 15 September 2023.  
(2) Figures include ordinary primary schools, but not special schools.

**IV**  
**中學**  
**Secondary Schools**



4.1 2013年至2023年中學日校開辦班數、學額、學生人數及重讀生人數 — 按級別統計  
Operating Classes, Accommodation, Student Enrolment and Repeaters in Secondary Day Schools by Grade, 2013-2023

級別 Grade			2013	2014	2015	2016	2017	2018	2019	2020	2021	2022	2023
所有級別 All Grades	班數	Classes	12 960	12 719	12 463	12 215	12 153	12 095	12 130	12 219	12 313	12 358	12 420
	學額	Accommodation	448 914	426 677	407 769	394 064	387 186	381 242	381 644	383 405	387 117	388 490	391 184
	學生人數	Enrolment	395 345	373 131	352 609	338 152	330 804	325 498	327 394	329 011	325 927	321 162	328 474
	重讀生人數	Repeaters	13 540	12 585	11 560	10 692	9 945	9 362	8 829	7 043	9 793	8 792	9 131
中一 Secondary 1	班數	Classes	1 978	1 969	1 955	1 947	1 957	2 011	2 042	2 069	2 049	2 026	2 036
	學額	Accommodation	65 483	63 612	61 582	61 411	61 794	63 167	65 340	66 644	65 717	64 606	64 997
	學生人數	Enrolment	59 883	57 151	54 975	54 479	55 845	58 140	61 554	60 945	58 960	56 888	60 247
	重讀生人數	Repeaters	2 451	2 498	2 454	2 448	2 182	2 093	1 968	1 474	2 151	2 176	2 145
中二 Secondary 2	班數	Classes	2 011	1 974	1 962	1 945	1 950	1 954	2 004	2 039	2 072	2 049	2 018
	學額	Accommodation	69 006	65 550	63 765	61 654	61 633	61 888	63 203	65 808	66 560	65 448	64 585
	學生人數	Enrolment	64 324	59 427	56 339	54 424	54 414	55 603	57 870	60 293	58 687	56 284	56 843
	重讀生人數	Repeaters	2 103	2 140	2 023	1 939	1 888	1 831	1 740	1 264	2 076	1 829	1 884
中三 Secondary 3	班數	Classes	1 989	2 011	1 976	1 961	1 943	1 940	1 952	1 997	2 032	2 055	2 041
	學額	Accommodation	68 730	68 966	65 583	63 849	61 677	61 417	61 851	63 250	65 242	66 073	65 166
	學生人數	Enrolment	63 424	63 575	58 799	56 052	54 107	53 637	54 821	56 466	57 461	55 963	55 921
	重讀生人數	Repeaters	2 072	2 071	2 015	1 911	1 840	1 661	1 558	1 265	1 804	1 697	1 682
中四 Secondary 4	班數	Classes	2 265	2 100	2 099	2 049	2 007	1 982	1 985	1 996	2 028	2 040	2 072
	學額	Accommodation	75 860	69 016	69 287	65 996	63 985	61 845	61 752	61 701	63 109	65 040	65 859
	學生人數	Enrolment	67 647	62 208	61 939	57 637	54 969	52 793	52 206	52 776	53 443	54 370	54 747
	重讀生人數	Repeaters	3 093	2 810	2 570	2 533	2 390	2 234	2 141	1 758	2 181	2 034	2 088
中五 Secondary 5	班數	Classes	2 295	2 264	2 100	2 100	2 063	2 018	1 997	1 991	2 000	2 035	2 061
	學額	Accommodation	81 172	75 985	69 057	69 383	66 081	64 222	62 200	61 584	61 991	62 994	65 009
	學生人數	Enrolment	69 159	63 860	58 512	58 274	54 452	51 728	49 690	49 436	49 144	49 417	51 693
	重讀生人數	Repeaters	2 277	2 025	1 788	1 379	1 388	1 286	1 180	1 092	1 386	902	1 217
中六 Secondary 6	班數	Classes	2 320	2 291	2 258	2 096	2 106	2 059	2 025	1 995	1 995	2 007	2 039
	學額	Accommodation	86 175	80 972	75 850	69 015	69 178	65 758	64 253	61 606	61 784	61 459	62 665
	學生人數	Enrolment	68 849	64 774	59 835	55 023	54 669	51 206	48 824	46 792	45 971	45 877	46 609
	重讀生人數	Repeaters	1 524	1 035	705	479	253	256	242	187	192	152	112
中七 Secondary 7	班數	Classes	102	111	113	117	127	131	125	131	137	146	153
	學額	Accommodation	2 488	2 576	2 645	2 756	2 838	2 945	3 045	2 812	2 714	2 870	2 903
	學生人數	Enrolment	2 059	2 136	2 210	2 263	2 348	2 391	2 429	2 303	2 261	2 363	2 414
	重讀生人數	Repeaters	20	6	5	3	4	1	-	3	3	2	3

- 註：
- (1) 2020年數字反映10月中情況，其餘則為該年9月中的情況。
  - (2) 數字包括普通中學日校，但不包括特殊學校及由營辦補習班、職業訓練及成人教育的私立學校所開辦的日間中學課程。
  - (3) 在很少數的非公營學校中，開辦班數涉及少數的混合班，即一班內有不同級別的學生於同一課室上課。於計算每所學校總班數時，混合班只會視作一班計算。當計算按級別劃分的班數時，混合班會根據不同級別學生人數的比例分拆，並按四捨五入以整數表列。因此，個別級別的開辦班數合計起來可能與學校的總班數不同。
  - (4) 學額數字指有關學校的預設學位數目。
  - (5) 在推行新高中學制後，本地課程自2012年起沒有中七津貼學額。

- Notes:
- (1) Figures for 2020 refer to the position as at mid-October, and others refer to the position as at mid-September of the respective years.
  - (2) Figures include ordinary secondary day schools, but not special schools and secondary day courses operated by private schools offering tutorial, vocational and adult education courses.
  - (3) Figures on operating classes in a very small number of non-public sector schools involve a small number of combined classes, i.e. classes operated in the same classroom comprising students of different grades. When counting the total number of classes in a school, a combined class is treated as one class. When counting the number of classes broken down by grade, a combined class is split into different classes in proportion to the number of students from each grade and the numbers are rounded to the nearest integer. Accordingly, figures on operating classes for individual grades may not add up to the total number of classes in schools.
  - (4) Figures on accommodation refer to the planned number of school places offered by the schools concerned.
  - (5) Upon implementation of the New Senior Secondary Academic Structure, there are no subsidised Secondary 7 places under the local curriculum starting from 2012.

4.2 2013年至2023年中學日校開辦班數、學額、學生人數及重讀生人數 — 按學校類別統計  
Operating Classes, Accommodation, Student Enrolment and Repeaters in Secondary Day Schools by Sector, 2013-2023

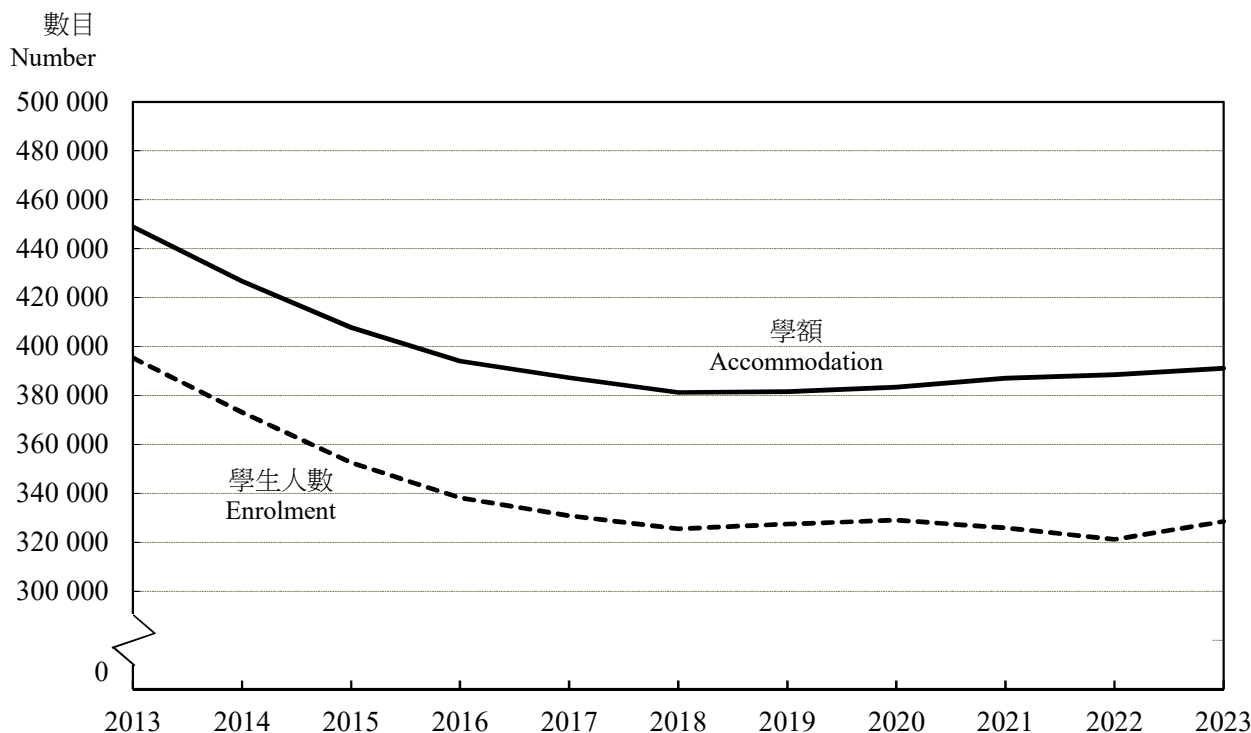
學校類別 Sector		2013	2014	2015	2016	2017	2018	2019	2020	2021	2022	2023
各類學校合計 All Sectors	班數 Classes	12 960	12 719	12 463	12 215	12 153	12 095	12 130	12 219	12 313	12 358	12 420
	學額 Accommodation	448 914	426 677	407 769	394 064	387 186	381 242	381 644	383 405	387 117	388 490	391 184
	學生人數 Enrolment	395 345	373 131	352 609	338 152	330 804	325 498	327 394	329 011	325 927	321 162	328 474
	重讀生人數 Repeaters	13 540	12 585	11 560	10 692	9 945	9 362	8 829	7 043	9 793	8 792	9 131
官立 Government	班數 Classes	754	743	730	714	706	703	705	705	705	697	685
	學額 Accommodation	27 405	26 104	25 057	24 275	23 997	23 752	23 696	23 804	23 898	23 690	23 382
	學生人數 Enrolment	24 937	23 540	22 260	21 360	21 013	20 574	20 551	20 467	19 910	19 071	18 882
	重讀生人數 Repeaters	586	614	550	571	545	505	492	315	582	501	464
資助 Aided	班數 Classes	9 514	9 278	9 032	8 799	8 695	8 624	8 615	8 669	8 682	8 671	8 661
	學額 Accommodation	335 170	314 959	297 362	284 559	277 875	272 027	270 996	272 488	274 696	276 311	278 190
	學生人數 Enrolment	297 177	277 105	258 899	245 956	238 971	233 630	234 319	235 991	233 724	230 407	233 896
	重讀生人數 Repeaters	10 147	9 733	8 881	8 201	7 723	7 290	6 809	5 471	7 750	7 019	7 391
按位津貼 Caput	班數 Classes	49	47	45	42	41	40	40	40	41	42	42
	學額 Accommodation	1 806	1 681	1 573	1 445	1 385	1 325	1 318	1 318	1 357	1 396	1 403
	學生人數 Enrolment	1 577	1 465	1 366	1 293	1 258	1 221	1 256	1 215	1 224	1 232	1 337
	重讀生人數 Repeaters	43	35	52	61	40	50	56	44	47	50	57
直接資助計劃 DSS	班數 Classes	1 615	1 611	1 604	1 599	1 593	1 587	1 595	1 594	1 597	1 598	1 613
	學額 Accommodation	58 422	57 828	57 340	56 606	55 950	55 358	55 369	55 536	57 001	56 342	55 632
	學生人數 Enrolment	49 103	48 268	47 232	46 356	45 863	45 601	46 049	45 586	44 636	43 892	45 870
	重讀生人數 Repeaters	2 311	1 922	1 819	1 653	1 490	1 407	1 333	1 143	1 343	1 080	1 127
國際 International	班數 Classes	707	737	737	751	790	807	832	851	888	936	962
	學額 Accommodation	18 140	18 631	18 676	19 268	19 790	20 200	21 376	20 864	20 921	21 151	21 714
	學生人數 Enrolment	16 088	16 442	16 530	16 664	16 956	17 478	17 977	18 232	18 561	18 483	19 464
	重讀生人數 Repeaters	35	19	15	14	14	10	15	16	13	12	9
其他私立 Other Private	班數 Classes	321	303	315	310	328	334	343	360	400	414	457
	學額 Accommodation	7 971	7 474	7 761	7 911	8 189	8 580	8 889	9 395	9 244	9 600	10 863
	學生人數 Enrolment	6 463	6 311	6 322	6 523	6 743	6 994	7 242	7 520	7 872	8 077	9 025
	重讀生人數 Repeaters	418	262	243	192	133	100	124	54	58	130	83

註： (1) 2020年數字反映10月中情況，其餘則為該年9月中的情況。  
(2) 數字包括普通中學日校，但不包括特殊學校及由營辦補習班、職業訓練及成人教育的私立學校所開辦的日間中學課程。  
(3) 學額數字指有關學校的預設學位數目。  
(4) 部分非公營學校開辦非本地正規課程。

Notes: (1) Figures for 2020 refer to the position as at mid-October, and others refer to the position as at mid-September of the respective years.  
(2) Figures include ordinary secondary day schools, but not special schools and secondary day courses operated by private schools offering tutorial, vocational and adult education courses.  
(3) Figures on accommodation refer to the planned number of school places offered by the schools concerned.  
(4) Some of the non-public sector schools operate non-local formal curriculum courses.



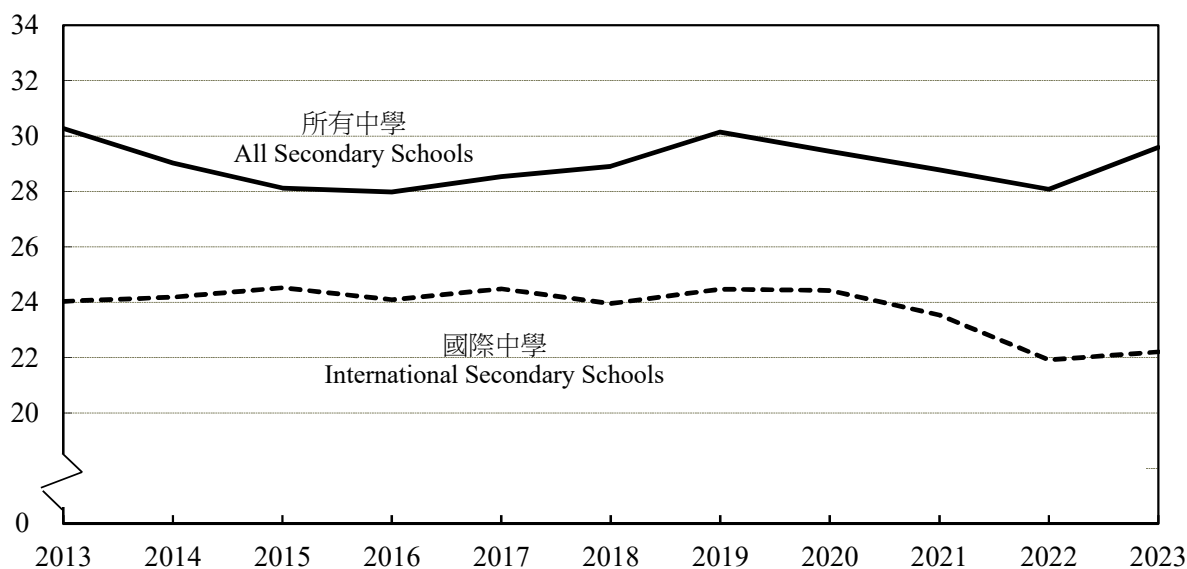
圖 11 2013年至2023年中學日校學額及學生人數  
 Chart 11 Accommodation and Student Enrolment in Secondary Day Schools, 2013-2023



- 註：
- (1) 2020年數字反映10月中情況，其餘則為該年9月中的情況。
  - (2) 數字包括普通中學日校，但不包括特殊學校及由營辦補習班、職業訓練及成人教育的私立學校所開辦的日間中學課程。
  - (3) 學額數字指有關學校的預設學位數目。
- Notes:
- (1) Figures for 2020 refer to the position as at mid-October, and others refer to the position as at mid-September of the respective years.
  - (2) Figures include ordinary secondary day schools, but not special schools and secondary day courses operated by private schools offering tutorial, vocational and adult education courses.
  - (3) Figures on accommodation refer to the planned number of school places offered by the schools concerned.

圖 12 2013年至2023年中一每班平均人數  
 Chart 12 Average Class Size in Secondary One, 2013-2023

每班平均人數  
 Average Class Size



- 註：
- (1) 2020年數字反映10月中情況，其餘則為該年9月中的情況。
  - (2) 數字包括普通中學日校，但不包括特殊學校及由營辦補習班、職業訓練及成人教育的私立學校所開辦的日間中學課程。

- Notes:
- (1) Figures for 2020 refer to the position as at mid-October, and others refer to the position as at mid-September of the respective years.
  - (2) Figures include ordinary secondary day schools, but not special schools and secondary day courses operated by private schools offering tutorial, vocational and adult education courses.

**4.3 2023年中學日校開辦班數、學額、學生人數及重讀生人數 — 按學校類別及級別統計**  
**Operating Classes, Accommodation, Student Enrolment and Repeaters in Secondary Day Schools by Sector and Grade, 2023**

學校類別 Sector		所有級別 All Grades	中一 S1	中二 S2	中三 S3	中四 S4	中五 S5	中六 S6	中七 S7
各類學校合計 All Sectors	班數 Classes	12 420	2 036	2 018	2 041	2 072	2 061	2 039	153
	學額 Accommodation	391 184	64 997	64 585	65 166	65 859	65 009	62 665	2 903
	學生人數 Enrolment	328 474	60 247	56 843	55 921	54 747	51 693	46 609	2 414
	重讀生人數 Repeaters	9 131	2 145	1 884	1 682	2 088	1 217	112	3
官立 Government	班數 Classes	685	107	109	118	119	116	116	-
	學額 Accommodation	23 382	3 623	3 723	4 025	4 094	3 986	3 931	-
	學生人數 Enrolment	18 882	3 249	3 170	3 225	3 167	3 117	2 954	-
	重讀生人數 Repeaters	464	155	107	88	86	28	-	-
資助 Aided	班數 Classes	8 661	1 424	1 414	1 439	1 478	1 458	1 448	-
	學額 Accommodation	278 190	46 025	45 861	46 708	47 632	46 906	45 058	-
	學生人數 Enrolment	233 896	43 042	40 281	40 140	39 647	37 262	33 524	-
	重讀生人數 Repeaters	7 391	1 794	1 560	1 366	1 647	992	32	-
按位津貼 Caput	班數 Classes	42	7	7	7	7	7	7	-
	學額 Accommodation	1 403	235	235	235	235	235	228	-
	學生人數 Enrolment	1 337	231	224	232	234	220	196	-
	重讀生人數 Repeaters	57	13	14	9	14	7	-	-
直接資助計劃 DSS	班數 Classes	1 613	263	261	262	269	280	278	-
	學額 Accommodation	55 632	9 391	9 257	9 156	9 183	9 344	9 301	-
	學生人數 Enrolment	45 870	8 539	8 214	7 811	7 606	7 239	6 461	-
	重讀生人數 Repeaters	1 127	174	193	209	335	186	30	-
國際 International	班數 Classes	962	160	158	149	129	134	128	104
	學額 Accommodation	21 714	3 858	3 775	3 456	3 053	3 009	2 659	1 904
	學生人數 Enrolment	19 464	3 552	3 438	3 162	2 729	2 640	2 271	1 672
	重讀生人數 Repeaters	9	-	-	3	-	-	3	3
其他私立 Other Private	班數 Classes	457	75	69	66	70	66	62	49
	學額 Accommodation	10 863	1 865	1 734	1 586	1 662	1 529	1 488	999
	學生人數 Enrolment	9 025	1 634	1 516	1 351	1 364	1 215	1 203	742
	重讀生人數 Repeaters	83	9	10	7	6	4	47	-

- 註： (1) 數字反映2023年9月15日的情況。  
(2) 數字包括普通中學日校，但不包括特殊學校及由營辦補習班、職業訓練及成人教育的私立學校所開辦的日間中學課程。  
(3) 在很少數的非公營學校中，開辦班數涉及少數的混合班，即一班內有不同級別的學生於同一課室上課。於計算每所學校總班數時，混合班只會視作一班計算。當計算按級別劃分的班數時，混合班會根據不同級別學生人數的比例分拆，並按四捨五入以整數表列。因此，個別級別的開辦班數合計起來可能與學校的總班數不同。  
(4) 學額數字指有關學校的預設學位數目。  
(5) 在推行新高中學制後，本地課程自2012年起沒有中七津貼學額。  
(6) 部分非公營學校開辦非本地正規課程。

- Notes: (1) Figures refer to the position as at 15 September 2023.  
(2) Figures include ordinary secondary day schools, but not special schools and secondary day courses operated by private schools offering tutorial, vocational and adult education courses.  
(3) Figures on operating classes in a very small number of non-public sector schools involve a small number of combined classes, i.e. classes operated in the same classroom comprising students of different grades. When counting the total number of classes in a school, a combined class is treated as one class. When counting the number of classes broken down by grade, a combined class is split into different classes in proportion to the number of students from each grade and the numbers are rounded to the nearest integer. Accordingly, figures on operating classes for individual grades may not add up to the total number of classes in schools.  
(4) Figures on accommodation refer to the planned number of school places offered by the schools concerned.  
(5) Upon implementation of the New Senior Secondary Academic Structure, there are no subsidised Secondary 7 places under the local curriculum starting from 2012.  
(6) Some of the non-public sector schools operate non-local formal curriculum courses.

**4.4 2023年中學日校開辦班數、學額及學生人數 — 按學校宗教背景統計**  
**Operating Classes, Accommodation and Student Enrolment in Secondary Day Schools by Religious Background of School, 2023**

學校宗教背景 Religious Background of School	班數 Classes	學額 Accommodation	學生人數 Enrolment
所有學校 All	12 420	391 184	328 474
無宗教 No Religion	5 522	169 582	144 193
基督教 Christianity/Protestantism	3 968	126 319	107 066
天主教 Catholicism	2 140	70 210	56 044
佛教 Buddhism	445	14 139	11 839
道教 Taoism	145	4 725	4 158
儒釋道三教 Confucianism, Buddhism and Taoism	114	3 669	3 229
其他 Others	86	2 540	1 945

- 註： (1) 數字反映2023年9月15日的情況。  
 (2) 數字包括普通中學日校，但不包括特殊學校及由營辦補習班、職業訓練及成人教育的私立學校所開辦的日間中學課程。  
 (3) 學額數字指有關學校的預設學位數目。

- Notes: (1) Figures refer to the position as at 15 September 2023.  
 (2) Figures include ordinary secondary day schools, but not special schools and secondary day courses operated by private schools offering tutorial, vocational and adult education courses.  
 (3) Figures on accommodation refer to the planned number of school places offered by the schools concerned.

## 4.5 2023年中學日校開辦班數 — 按分區及級別統計 Operating Classes in Secondary Day Schools by District and Grade, 2023

### (A) 所有學校 All Schools

分區 District		所有級別 All Grades	中一 S1	中二 S2	中三 S3	中四 S4	中五 S5	中六 S6	中七 S7
所有分區	All Districts	12 420	2 036	2 018	2 041	2 072	2 061	2 039	153
香港島	Hong Kong Island	2 367	386	385	381	373	384	382	76
中西區	Central & Western	412	70	70	68	63	63	66	12
灣仔	Wan Chai	428	69	70	69	70	73	72	5
東區	Eastern	817	132	135	135	129	137	135	14
南區	Southern	710	115	110	109	111	111	109	45
九龍	Kowloon	3 802	627	623	621	633	632	630	36
深水埗	Sham Shui Po	702	121	119	116	113	115	112	6
油尖旺	Yau Tsim Mong	463	75	73	72	78	79	85	1
九龍城	Kowloon City	1 141	187	187	185	187	189	185	21
黃大仙	Wong Tai Sin	563	93	93	93	95	93	96	-
觀塘	Kwun Tong	933	151	151	155	160	156	152	8
新界	New Territories	6 251	1 023	1 010	1 039	1 066	1 045	1 027	41
荃灣	Tsuen Wan	317	51	51	52	53	54	55	1
屯門	Tuen Mun	874	145	140	145	146	146	144	8
元朗	Yuen Long	1 008	161	161	169	182	169	166	-
北區	North	619	103	106	102	103	102	101	2
大埔	Tai Po	518	88	86	87	89	86	81	1
沙田	Sha Tin	1 263	200	196	207	215	215	209	21
西貢	Sai Kung	668	111	110	113	113	110	109	2
離島	Islands	248	42	40	43	40	39	38	6
葵青	Kwai Tsing	736	122	120	121	125	124	124	-

- 註： (1) 數字反映2023年9月15日的情況。  
(2) 數字包括普通中學日校，但不包括特殊學校及由營辦補習班、職業訓練及成人教育的私立學校所開辦的日間中學課程。  
(3) 在很少數的非公營學校中，數字涉及少數的混合班，即一班內有不同級別的學生於同一課室上課。於計算每所學校總班數時，混合班只會視作一班計算。當計算按級別劃分的班數時，混合班會根據不同級別學生人數的比例分拆，並按四捨五入以整數表列。因此，個別級別的開辦班數合計起來可能與學校的總班數不同。  
(4) 在推行新高中學制後，本地課程自2012年起沒有中七津貼學額。  
(5) 學校分區按其校舍所在的區議會分區劃分。

- Notes: (1) Figures refer to the position as at 15 September 2023.  
(2) Figures include ordinary secondary day schools, but not special schools and secondary day courses operated by private schools offering tutorial, vocational and adult education courses.  
(3) Figures in a very small number of non-public sector schools involve a small number of combined classes, i.e. classes operated in the same classroom comprising students of different grades. When counting the total number of classes in a school, a combined class is treated as one class. When counting the number of classes broken down by grade, a combined class is split into different classes in proportion to the number of students from each grade and the numbers are rounded to the nearest integer. Accordingly, figures on operating classes for individual grades may not add up to the total number of classes in schools.  
(4) Upon implementation of the New Senior Secondary Academic Structure, there are no subsidised Secondary 7 places under the local curriculum starting from 2012.  
(5) School districts are delineated by the District Council districts of the school premises.

4.5 (續) 2023年中學日校開辦班數 — 按分區及級別統計  
(Cont'd) Operating Classes in Secondary Day Schools by District and Grade, 2023

(B) 公營及直接資助計劃學校  
Public Sector and DSS Schools

分區 District	所有級別 All Grades	中一 S1	中二 S2	中三 S3	中四 S4	中五 S5	中六 S6	中七 S7
所有分區 All Districts	11 001	1 801	1 791	1 826	1 873	1 861	1 849	-
香港島 Hong Kong Island	1 715	276	278	282	292	293	294	-
中西區 Central & Western	315	52	52	51	53	53	54	-
灣仔 Wan Chai	387	61	62	64	66	67	67	-
東區 Eastern	668	106	109	111	115	114	113	-
南區 Southern	345	57	55	56	58	59	60	-
九龍 Kowloon	3 385	557	556	559	570	571	572	-
深水埗 Sham Shui Po	623	106	106	104	100	105	102	-
油尖旺 Yau Tsim Mong	444	73	72	71	76	75	77	-
九龍城 Kowloon City	917	151	151	151	153	155	156	-
黃大仙 Wong Tai Sin	542	89	89	90	91	90	93	-
觀塘 Kwun Tong	859	138	138	143	150	146	144	-
新界 New Territories	5 901	968	957	985	1 011	997	983	-
荃灣 Tsuen Wan	310	50	50	51	52	53	54	-
屯門 Tuen Mun	821	138	133	138	138	138	136	-
元朗 Yuen Long	1 008	161	161	169	182	169	166	-
北區 North	596	99	102	98	99	99	99	-
大埔 Tai Po	477	78	77	79	82	82	79	-
沙田 Sha Tin	1 119	179	176	187	195	194	188	-
西貢 Sai Kung	637	106	105	107	107	106	106	-
離島 Islands	197	35	33	35	31	32	31	-
葵青 Kwai Tsing	736	122	120	121	125	124	124	-

- 註： (1) 數字反映2023年9月15日的情況。  
(2) 數字包括普通中學日校，但不包括特殊學校及由營辦補習班、職業訓練及成人教育的私立學校所開辦的日間中學課程。  
(3) 在很少數的非公營學校中，數字涉及少數的混合班，即一班內有不同級別的學生於同一課室上課。於計算每所學校總班數時，混合班只會視作一班計算。當計算按級別劃分的班數時，混合班會根據不同級別學生人數的比例分拆，並按四捨五入以整數表列。因此，個別級別的開辦班數合計起來可能與學校的總班數不同。  
(4) 在推行新高中學制後，本地課程自2012年起沒有中七津貼學額。  
(5) 部分非公營學校開辦非本地正規課程。  
(6) 學校分區按其校舍所在的區議會分區劃分。

- Notes: (1) Figures refer to the position as at 15 September 2023.  
(2) Figures include ordinary secondary day schools, but not special schools and secondary day courses operated by private schools offering tutorial, vocational and adult education courses.  
(3) Figures in a very small number of non-public sector schools involve a small number of combined classes, i.e. classes operated in the same classroom comprising students of different grades. When counting the total number of classes in a school, a combined class is treated as one class. When counting the number of classes broken down by grade, a combined class is split into different classes in proportion to the number of students from each grade and the numbers are rounded to the nearest integer. Accordingly, figures on operating classes for individual grades may not add up to the total number of classes in schools  
(4) Upon implementation of the New Senior Secondary Academic Structure, there are no subsidised Secondary 7 places under the local curriculum starting from 2012.  
(5) Some of the non-public sector schools operate non-local formal curriculum courses.  
(6) School districts are delineated by the District Council districts of the school premises.

4.5 (續) 2023年中學日校開辦班數 — 按分區及級別統計  
(Cont'd) Operating Classes in Secondary Day Schools by District and Grade, 2023

(C) 國際及其他私立學校  
International and Other Private Schools

分區 District	所有級別 All Grades	中一 S1	中二 S2	中三 S3	中四 S4	中五 S5	中六 S6	中七 S7
所有分區 All Districts	1 419	235	227	215	199	200	190	153
香港島 Hong Kong Island	652	110	107	99	81	91	88	76
中西區 Central & Western	97	18	18	17	10	10	12	12
灣仔 Wan Chai	41	8	8	5	4	6	5	5
東區 Eastern	149	26	26	24	14	23	22	14
南區 Southern	365	58	55	53	53	52	49	45
九龍 Kowloon	417	70	67	62	63	61	58	36
深水埗 Sham Shui Po	79	15	13	12	13	10	10	6
油尖旺 Yau Tsim Mong	19	2	1	1	2	4	8	1
九龍城 Kowloon City	224	36	36	34	34	34	29	21
黃大仙 Wong Tai Sin	21	4	4	3	4	3	3	-
觀塘 Kwun Tong	74	13	13	12	10	10	8	8
新界 New Territories	350	55	53	54	55	48	44	41
荃灣 Tsuen Wan	7	1	1	1	1	1	1	1
屯門 Tuen Mun	53	7	7	7	8	8	8	8
元朗 Yuen Long	-	-	-	-	-	-	-	-
北區 North	23	4	4	4	4	3	2	2
大埔 Tai Po	41	10	9	8	7	4	2	1
沙田 Sha Tin	144	21	20	20	20	21	21	21
西貢 Sai Kung	31	5	5	6	6	4	3	2
離島 Islands	51	7	7	8	9	7	7	6
葵青 Kwai Tsing	-	-	-	-	-	-	-	-

- 註： (1) 數字反映2023年9月15日的情況。  
(2) 數字包括普通中學日校，但不包括特殊學校及由營辦補習班、職業訓練及成人教育的私立學校所開辦的日間中學課程。  
(3) 在很少數的非公營學校中，數字涉及少數的混合班，即一班內有不同級別的學生於同一課室上課。於計算每所學校總班數時，混合班只會視作一班計算。當計算按級別劃分的班數時，混合班會根據不同級別學生人數的比例分拆，並按四捨五入以整數表列。因此，個別級別的開辦班數合計起來可能與學校的總班數不同。  
(4) 在推行新高中學制後，本地課程自2012年起沒有中七津貼學額。  
(5) 部分非公營學校開辦非本地正規課程。  
(6) 學校分區按其校舍所在的區議會分區劃分。

- Notes: (1) Figures refer to the position as at 15 September 2023.  
(2) Figures include ordinary secondary day schools, but not special schools and secondary day courses operated by private schools offering tutorial, vocational and adult education courses.  
(3) Figures in a very small number of non-public sector schools involve a small number of combined classes, i.e. classes operated in the same classroom comprising students of different grades. When counting the total number of classes in a school, a combined class is treated as one class. When counting the number of classes broken down by grade, a combined class is split into different classes in proportion to the number of students from each grade and the numbers are rounded to the nearest integer. Accordingly, figures on operating classes for individual grades may not add up to the total number of classes in schools  
(4) Upon implementation of the New Senior Secondary Academic Structure, there are no subsidised Secondary 7 places under the local curriculum starting from 2012.  
(5) Some of the non-public sector schools operate non-local formal curriculum courses.  
(6) School districts are delineated by the District Council districts of the school premises.

**4.6 2023年中學日校學額 — 按分區及級別統計**  
**Accommodation in Secondary Day Schools by District and Grade, 2023**

**(A) 所有學校**  
**All Schools**

分區 District	所有級別 All Grades	中一 S1	中二 S2	中三 S3	中四 S4	中五 S5	中六 S6	中七 S7
所有分區 All Districts	391 184	64 997	64 585	65 166	65 859	65 009	62 665	2 903
香港島 Hong Kong Island	71 609	11 930	11 896	11 677	11 658	11 771	11 252	1 425
中西區 Central & Western	12 586	2 152	2 140	2 082	2 013	2 019	1 943	237
灣仔 Wan Chai	14 370	2 302	2 365	2 308	2 388	2 470	2 412	125
東區 Eastern	25 329	4 123	4 193	4 170	4 212	4 265	4 147	219
南區 Southern	19 324	3 353	3 198	3 117	3 045	3 017	2 750	844
九龍 Kowloon	121 871	20 219	20 233	20 200	20 418	20 239	19 875	687
深水埗 Sham Shui Po	22 784	3 909	3 908	3 861	3 696	3 735	3 555	120
油尖旺 Yau Tsim Mong	15 115	2 361	2 376	2 343	2 626	2 628	2 776	5
九龍城 Kowloon City	35 804	5 919	5 894	5 918	5 983	5 947	5 769	374
黃大仙 Wong Tai Sin	18 248	3 029	3 062	3 060	3 062	2 994	3 041	-
觀塘 Kwun Tong	29 920	5 001	4 993	5 018	5 051	4 935	4 734	188
新界 New Territories	197 704	32 848	32 456	33 289	33 783	32 999	31 538	791
荃灣 Tsuen Wan	10 304	1 699	1 699	1 732	1 732	1 732	1 685	25
屯門 Tuen Mun	26 928	4 532	4 433	4 527	4 522	4 522	4 292	100
元朗 Yuen Long	32 323	5 311	5 258	5 449	5 785	5 383	5 137	-
北區 North	20 316	3 409	3 481	3 401	3 405	3 387	3 203	30
大埔 Tai Po	16 738	2 807	2 758	2 832	2 910	2 828	2 589	14
沙田 Sha Tin	38 588	6 222	6 173	6 510	6 618	6 487	6 164	414
西貢 Sai Kung	21 637	3 659	3 580	3 663	3 642	3 547	3 498	48
離島 Islands	7 361	1 249	1 180	1 215	1 209	1 186	1 162	160
葵青 Kwai Tsing	23 509	3 960	3 894	3 960	3 960	3 927	3 808	-

- 註： (1) 數字反映2023年9月15日的情況。  
(2) 數字包括普通中學日校，但不包括特殊學校及由營辦補習班、職業訓練及成人教育的私立學校所開辦的日間中學課程。  
(3) 學額數字指有關學校的預設學位數目。  
(4) 在推行新高中學制後，本地課程自2012年起沒有中七津貼學額。  
(5) 學校分區按其校舍所在的區議會分區劃分。

- Notes: (1) Figures refer to the position as at 15 September 2023.  
(2) Figures include ordinary secondary day schools, but not special schools and secondary day courses operated by private schools offering tutorial, vocational and adult education courses.  
(3) Figures on accommodation refer to the planned number of school places offered by the schools concerned.  
(4) Upon implementation of the New Senior Secondary Academic Structure, there are no subsidised Secondary 7 places under the local curriculum starting from 2012.  
(5) School districts are delineated by the District Council districts of the school premises.



4.6 (續) 2023年中學日校學額 — 按分區及級別統計  
(Cont'd) Accommodation in Secondary Day Schools by District and Grade, 2023

(B) 公營及直接資助計劃學校  
Public Sector and DSS Schools

分區 District		所有級別 All Grades	中一 S1	中二 S2	中三 S3	中四 S4	中五 S5	中六 S6	中七 S7
所有分區	All Districts	358 607	59 274	59 076	60 124	61 144	60 471	58 518	-
香港島	Hong Kong Island	56 685	9 202	9 293	9 372	9 662	9 695	9 461	-
中西區	Central & Western	10 467	1 771	1 771	1 759	1 736	1 736	1 694	-
灣仔	Wan Chai	13 295	2 086	2 152	2 169	2 284	2 317	2 287	-
東區	Eastern	22 074	3 530	3 621	3 629	3 827	3 761	3 706	-
南區	Southern	10 849	1 815	1 749	1 815	1 815	1 881	1 774	-
九龍	Kowloon	111 958	18 528	18 582	18 697	18 894	18 793	18 464	-
深水埗	Sham Shui Po	20 733	3 509	3 523	3 533	3 365	3 478	3 325	-
油尖旺	Yau Tsim Mong	14 653	2 333	2 366	2 333	2 564	2 531	2 526	-
九龍城	Kowloon City	30 989	5 125	5 099	5 172	5 236	5 220	5 137	-
黃大仙	Wong Tai Sin	17 513	2 889	2 922	2 955	2 922	2 889	2 936	-
觀塘	Kwun Tong	28 070	4 672	4 672	4 704	4 807	4 675	4 540	-
新界	New Territories	189 964	31 544	31 201	32 055	32 588	31 983	30 593	-
荃灣	Tsuen Wan	10 129	1 674	1 674	1 707	1 707	1 707	1 660	-
屯門	Tuen Mun	26 083	4 402	4 303	4 402	4 402	4 402	4 172	-
元朗	Yuen Long	32 323	5 311	5 258	5 449	5 785	5 383	5 137	-
北區	North	19 908	3 333	3 401	3 333	3 333	3 333	3 175	-
大埔	Tai Po	15 665	2 540	2 525	2 624	2 726	2 726	2 524	-
沙田	Sha Tin	35 456	5 742	5 709	6 060	6 176	6 039	5 730	-
西貢	Sai Kung	20 921	3 531	3 452	3 535	3 514	3 469	3 420	-
離島	Islands	5 970	1 051	985	985	985	997	967	-
葵青	Kwai Tsing	23 509	3 960	3 894	3 960	3 960	3 927	3 808	-

- 註： (1) 數字反映2023年9月15日的情況。  
(2) 數字包括普通中學日校，但不包括特殊學校及由營辦補習班、職業訓練及成人教育的私立學校所開辦的日間中學課程。  
(3) 學額數字指有關學校的預設學位數目。  
(4) 在推行新高中學制後，本地課程自2012年起沒有中七津貼學額。  
(5) 部分非公營學校開辦非本地正規課程。  
(6) 學校分區按其校舍所在的區議會分區劃分。

- Notes: (1) Figures refer to the position as at 15 September 2023.  
(2) Figures include ordinary secondary day schools, but not special schools and secondary day courses operated by private schools offering tutorial, vocational and adult education courses.  
(3) Figures on accommodation refer to the planned number of school places offered by the schools concerned.  
(4) Upon implementation of the New Senior Secondary Academic Structure, there are no subsidised Secondary 7 places under the local curriculum starting from 2012.  
(5) Some of the non-public sector schools operate non-local formal curriculum courses.  
(6) School districts are delineated by the District Council districts of the school premises.

4.6 (續) 2023年中學日校學額 — 按分區及級別統計  
(Cont'd) Accommodation in Secondary Day Schools by District and Grade, 2023

(C) 國際及其他私立學校  
International and Other Private Schools

分區 District	所有級別 All Grades	中一 S1	中二 S2	中三 S3	中四 S4	中五 S5	中六 S6	中七 S7
所有分區 All Districts	32 577	5 723	5 509	5 042	4 715	4 538	4 147	2 903
香港島 Hong Kong Island	14 924	2 728	2 603	2 305	1 996	2 076	1 791	1 425
中西區 Central & Western	2 119	381	369	323	277	283	249	237
灣仔 Wan Chai	1 075	216	213	139	104	153	125	125
東區 Eastern	3 255	593	572	541	385	504	441	219
南區 Southern	8 475	1 538	1 449	1 302	1 230	1 136	976	844
九龍 Kowloon	9 913	1 691	1 651	1 503	1 524	1 446	1 411	687
深水埗 Sham Shui Po	2 051	400	385	328	331	257	230	120
油尖旺 Yau Tsim Mong	462	28	10	10	62	97	250	5
九龍城 Kowloon City	4 815	794	795	746	747	727	632	374
黃大仙 Wong Tai Sin	735	140	140	105	140	105	105	-
觀塘 Kwun Tong	1 850	329	321	314	244	260	194	188
新界 New Territories	7 740	1 304	1 255	1 234	1 195	1 016	945	791
荃灣 Tsuen Wan	175	25	25	25	25	25	25	25
屯門 Tuen Mun	845	130	130	125	120	120	120	100
元朗 Yuen Long	-	-	-	-	-	-	-	-
北區 North	408	76	80	68	72	54	28	30
大埔 Tai Po	1 073	267	233	208	184	102	65	14
沙田 Sha Tin	3 132	480	464	450	442	448	434	414
西貢 Sai Kung	716	128	128	128	128	78	78	48
離島 Islands	1 391	198	195	230	224	189	195	160
葵青 Kwai Tsing	-	-	-	-	-	-	-	-

- 註： (1) 數字反映2023年9月15日的情況。  
(2) 數字包括普通中學日校，但不包括特殊學校及由營辦補習班、職業訓練及成人教育的私立學校所開辦的日間中學課程。  
(3) 學額數字指有關學校的預設學位數目。  
(4) 在推行新高中學制後，本地課程自2012年起沒有中七津貼學額。  
(5) 部分非公營學校開辦非本地正規課程。  
(6) 學校分區按其校舍所在的區議會分區劃分。

- Notes: (1) Figures refer to the position as at 15 September 2023.  
(2) Figures include ordinary secondary day schools, but not special schools and secondary day courses operated by private schools offering tutorial, vocational and adult education courses.  
(3) Figures on accommodation refer to the planned number of school places offered by the schools concerned.  
(4) Upon implementation of the New Senior Secondary Academic Structure, there are no subsidised Secondary 7 places under the local curriculum starting from 2012.  
(5) Some of the non-public sector schools operate non-local formal curriculum courses.  
(6) School districts are delineated by the District Council districts of the school premises.

**4.7 2023年中學日校學生人數 — 按分區及級別統計**  
**Student Enrolment in Secondary Day Schools by District and Grade, 2023**

**(A) 所有學校**  
**All Schools**

分區 District	所有級別 All Grades	中一 S1	中二 S2	中三 S3	中四 S4	中五 S5	中六 S6	中七 S7
所有分區 All Districts	328 474	60 247	56 843	55 921	54 747	51 693	46 609	2 414
香港島 Hong Kong Island	56 665	10 545	9 889	9 444	9 029	8 737	7 789	1 232
中西區 Central & Western	10 347	2 044	1 863	1 719	1 569	1 484	1 442	226
灣仔 Wan Chai	10 452	1 965	1 868	1 772	1 680	1 615	1 455	97
東區 Eastern	20 211	3 622	3 500	3 402	3 336	3 306	2 892	153
南區 Southern	15 655	2 914	2 658	2 551	2 444	2 332	2 000	756
九龍 Kowloon	103 540	18 867	17 941	17 525	17 233	16 292	15 135	547
深水埗 Sham Shui Po	20 002	3 699	3 550	3 457	3 225	3 170	2 814	87
油尖旺 Yau Tsim Mong	12 656	2 229	2 113	2 012	2 183	2 050	2 067	2
九龍城 Kowloon City	29 941	5 649	5 268	5 003	4 903	4 580	4 191	347
黃大仙 Wong Tai Sin	15 325	2 791	2 573	2 644	2 545	2 424	2 348	-
觀塘 Kwun Tong	25 616	4 499	4 437	4 409	4 377	4 068	3 715	111
新界 New Territories	168 269	30 835	29 013	28 952	28 485	26 664	23 685	635
荃灣 Tuen Wan	8 854	1 608	1 504	1 527	1 503	1 426	1 284	2
屯門 Tuen Mun	22 642	4 244	3 871	3 859	3 806	3 585	3 175	102
元朗 Yuen Long	28 226	5 099	4 875	4 892	4 963	4 412	3 985	-
北區 North	18 443	3 327	3 338	3 227	3 042	2 908	2 571	30
大埔 Tai Po	14 184	2 665	2 513	2 448	2 420	2 211	1 920	7
沙田 Sha Tin	32 826	6 014	5 597	5 605	5 445	5 236	4 578	351
西貢 Sai Kung	17 106	3 148	2 838	2 948	2 945	2 734	2 461	32
離島 Islands	5 909	1 141	1 046	1 001	935	899	776	111
葵青 Kwai Tsing	20 079	3 589	3 431	3 445	3 426	3 253	2 935	-

- 註： (1) 數字反映2023年9月15日的情況。  
(2) 數字包括普通中學日校，但不包括特殊學校及由營辦補習班、職業訓練及成人教育的私立學校所開辦的日間中學課程。  
(3) 在推行新高中學制後，本地課程自2012年起沒有中七津貼學額。  
(4) 學校分區按其校舍所在的區議會分區劃分。

- Notes: (1) Figures refer to the position as at 15 September 2023.  
(2) Figures include ordinary secondary day schools, but not special schools and secondary day courses operated by private schools offering tutorial, vocational and adult education courses.  
(3) Upon implementation of the New Senior Secondary Academic Structure, there are no subsidised Secondary 7 places under the local curriculum starting from 2012.  
(4) School districts are delineated by the District Council districts of the school premises.

4.7 (續) 2023年中學日校學生人數 — 按分區及級別統計  
(Cont'd) Student Enrolment in Secondary Day Schools by District and Grade, 2023

(B) 公營及直接資助計劃學校  
Public Sector and DSS Schools

分區 District	所有級別 All Grades	中一 S1	中二 S2	中三 S3	中四 S4	中五 S5	中六 S6	中七 S7
所有分區 All Districts	299 985	55 061	51 889	51 408	50 654	47 838	43 135	-
香港島 Hong Kong Island	43 327	8 084	7 578	7 333	7 248	6 881	6 203	-
中西區 Central & Western	8 406	1 697	1 535	1 436	1 303	1 230	1 205	-
灣仔 Wan Chai	9 513	1 765	1 687	1 638	1 579	1 487	1 357	-
東區 Eastern	17 649	3 122	3 018	2 939	3 076	2 917	2 577	-
南區 Southern	7 759	1 500	1 338	1 320	1 290	1 247	1 064	-
九龍 Kowloon	95 128	17 339	16 463	16 217	15 930	15 168	14 011	-
深水埗 Sham Shui Po	18 316	3 355	3 229	3 171	2 950	2 965	2 646	-
油尖旺 Yau Tsim Mong	12 285	2 224	2 110	2 011	2 142	1 966	1 832	-
九龍城 Kowloon City	25 527	4 864	4 505	4 318	4 223	3 938	3 679	-
黃大仙 Wong Tai Sin	14 763	2 675	2 456	2 542	2 433	2 378	2 279	-
觀塘 Kwun Tong	24 237	4 221	4 163	4 175	4 182	3 921	3 575	-
新界 New Territories	161 530	29 638	27 848	27 858	27 476	25 789	22 921	-
荃灣 Tsuen Wan	8 803	1 599	1 496	1 519	1 493	1 418	1 278	-
屯門 Tuen Mun	21 773	4 114	3 735	3 725	3 680	3 464	3 055	-
元朗 Yuen Long	28 226	5 099	4 875	4 892	4 963	4 412	3 985	-
北區 North	18 040	3 252	3 258	3 160	2 970	2 856	2 544	-
大埔 Tai Po	13 296	2 428	2 305	2 268	2 296	2 123	1 876	-
沙田 Sha Tin	29 849	5 556	5 136	5 163	5 011	4 801	4 182	-
西貢 Sai Kung	16 589	3 054	2 732	2 836	2 856	2 693	2 418	-
離島 Islands	4 875	947	880	850	781	769	648	-
葵青 Kwai Tsing	20 079	3 589	3 431	3 445	3 426	3 253	2 935	-

- 註： (1) 數字反映2023年9月15日的情況。  
(2) 數字包括普通中學日校，但不包括特殊學校及由營辦補習班、職業訓練及成人教育的私立學校所開辦的日間中學課程。  
(3) 在推行新高中學制後，本地課程自2012年起沒有中七津貼學額。  
(4) 部分非公營學校開辦非本地正規課程。  
(5) 學校分區按其校舍所在的區議會分區劃分。

- Notes: (1) Figures refer to the position as at 15 September 2023.  
(2) Figures include ordinary secondary day schools, but not special schools and secondary day courses operated by private schools offering tutorial, vocational and adult education courses.  
(3) Upon implementation of the New Senior Secondary Academic Structure, there are no subsidised Secondary 7 places under the local curriculum starting from 2012.  
(4) Some of the non-public sector schools operate non-local formal curriculum courses.  
(5) School districts are delineated by the District Council districts of the school premises.

4.7 (續) 2023年中學日校學生人數 – 按分區及級別統計  
(Cont'd) Student Enrolment in Secondary Day Schools by District and Grade, 2023

(C) 國際及其他私立學校  
International and Other Private Schools

分區 District	所有級別 All Grades	中一 S1	中二 S2	中三 S3	中四 S4	中五 S5	中六 S6	中七 S7
所有分區 All Districts	28 489	5 186	4 954	4 513	4 093	3 855	3 474	2 414
香港島 Hong Kong Island	13 338	2 461	2 311	2 111	1 781	1 856	1 586	1 232
中西區 Central & Western	1 941	347	328	283	266	254	237	226
灣仔 Wan Chai	939	200	181	134	101	128	98	97
東區 Eastern	2 562	500	482	463	260	389	315	153
南區 Southern	7 896	1 414	1 320	1 231	1 154	1 085	936	756
九龍 Kowloon	8 412	1 528	1 478	1 308	1 303	1 124	1 124	547
深水埗 Sham Shui Po	1 686	344	321	286	275	205	168	87
油尖旺 Yau Tsim Mong	371	5	3	1	41	84	235	2
九龍城 Kowloon City	4 414	785	763	685	680	642	512	347
黃大仙 Wong Tai Sin	562	116	117	102	112	46	69	-
觀塘 Kwun Tong	1 379	278	274	234	195	147	140	111
新界 New Territories	6 739	1 197	1 165	1 094	1 009	875	764	635
荃灣 Tsuen Wan	51	9	8	8	10	8	6	2
屯門 Tuen Mun	869	130	136	134	126	121	120	102
元朗 Yuen Long	-	-	-	-	-	-	-	-
北區 North	403	75	80	67	72	52	27	30
大埔 Tai Po	888	237	208	180	124	88	44	7
沙田 Sha Tin	2 977	458	461	442	434	435	396	351
西貢 Sai Kung	517	94	106	112	89	41	43	32
離島 Islands	1 034	194	166	151	154	130	128	111
葵青 Kwai Tsing	-	-	-	-	-	-	-	-

- 註： (1) 數字反映2023年9月15日的情況。  
(2) 數字包括普通中學日校，但不包括特殊學校及由營辦補習班、職業訓練及成人教育的私立學校所開辦的日間中學課程。  
(3) 在推行新高中學制後，本地課程自2012年起沒有中七津貼學額。  
(4) 部分非公營學校開辦非本地正規課程。  
(5) 學校分區按其校舍所在的區議會分區劃分。

- Notes: (1) Figures refer to the position as at 15 September 2023.  
(2) Figures include ordinary secondary day schools, but not special schools and secondary day courses operated by private schools offering tutorial, vocational and adult education courses.  
(3) Upon implementation of the New Senior Secondary Academic Structure, there are no subsidised Secondary 7 places under the local curriculum starting from 2012.  
(4) Some of the non-public sector schools operate non-local formal curriculum courses.  
(5) School districts are delineated by the District Council districts of the school premises.

**4.8 2023年中學日校學生人數 — 按級別、性別及年齡統計**  
**Student Enrolment in Secondary Day Schools by Grade, Sex and Age, 2023**

級別 Grade	性別 Sex	所有歲數 All Ages	年齡 Age								
			≤ 12	13	14	15	16	17	18	19	≥ 20
所有級別 All Grades		328 474	69 460	53 292	53 543	54 204	49 979	37 074	8 303	2 051	568
	男 Male	170 198	35 574	27 790	27 664	27 971	25 876	19 353	4 479	1 191	300
	女 Female	158 276	33 886	25 502	25 879	26 233	24 103	17 721	3 824	860	268
中一 Secondary 1		60 247	53 860	4 961	1 135	242	41	8	-	-	-
	男 Male	31 573	27 848	2 861	682	150	24	8	-	-	-
	女 Female	28 674	26 012	2 100	453	92	17	-	-	-	-
中二 Secondary 2		56 843	15 011	34 000	5 902	1 515	353	54	8	-	-
	男 Male	29 829	7 451	17 857	3 362	903	217	35	4	-	-
	女 Female	27 014	7 560	16 143	2 540	612	136	19	4	-	-
中三 Secondary 3		55 921	588	13 773	32 509	6 910	1 739	319	57	19	7
	男 Male	29 044	274	6 803	16 820	3 873	1 043	182	32	12	5
	女 Female	26 877	314	6 970	15 689	3 037	696	137	25	7	2
中四 Secondary 4		54 747	1	556	13 440	31 562	6 790	1 862	424	84	28
	男 Male	28 134	1	268	6 562	16 198	3 763	1 060	226	42	14
	女 Female	26 613	-	288	6 878	15 364	3 027	802	198	42	14
中五 Secondary 5		51 693	-	1	554	13 443	29 103	6 414	1 695	378	105
	男 Male	26 595	-	-	235	6 610	14 968	3 564	934	229	55
	女 Female	25 098	-	1	319	6 833	14 135	2 850	761	149	50
中六 Secondary 6		46 609	-	-	3	532	11 542	26 714	5 839	1 554	425
	男 Male	23 853	-	-	3	237	5 660	13 686	3 143	900	224
	女 Female	22 756	-	-	-	295	5 882	13 028	2 696	654	201
中七 Secondary 7		2 414	-	1	-	-	411	1 703	280	16	3
	男 Male	1 170	-	1	-	-	201	818	140	8	2
	女 Female	1 244	-	-	-	-	210	885	140	8	1

- 註: (1) 數字反映2023年9月15日的情況。  
(2) 數字包括普通中學日校，但不包括特殊學校及由營辦補習班、職業訓練及成人教育的私立學校所開辦的日間中學課程。  
(3) 在推行新高中學制後，本地課程自2012年起沒有中七津貼學額。

- Notes: (1) Figures refer to the position as at 15 September 2023.  
(2) Figures include ordinary secondary day schools, but not special schools and secondary day courses operated by private schools offering tutorial, vocational and adult education courses.  
(3) Upon implementation of the New Senior Secondary Academic Structure, there are no subsidised Secondary 7 places under the local curriculum starting from 2012.

**4.9 2013年至2023年夜間中學課程<sup>(1)</sup>學生人數 — 按級別統計**  
**Student Enrolment in Secondary Evening Courses<sup>(1)</sup> by Grade, 2013-2023**

級別 Grade	2013	2014	2015	2016	2017	2018	2019	2020	2021	2022	2023
所有級別 All Grades	1 870	1 666	1 526	1 285	1 226	1 193	1 031	1 006	1 082	986	914
中一 Secondary 1	40	40	40	39	26	30	22	22	47	19	28
中二 Secondary 2	44	40	40	41	37	29	34	32	22	14	18
中三 Secondary 3	105	81	80	80	86	65	65	72	53	65	67
中四 Secondary 4	423	343	288	259	276	269	223	197	196	202	166
中五 Secondary 5	539	427	389	359	339	330	299	247	313	237	251
中六 Secondary 6	719	735	682	507	462	470	388	436	451	449	384
中七 Secondary 7	-	-	7	-	-	-	-	-	-	-	-

註：(1) 2020年數字反映10月中情況，其餘則為該年9月中的情況。

(2) 數字包括由私立中學（當中包括於指定中心授課的認可辦學機構）和營辦補習班、職業訓練及成人教育的私立學校所開辦的夜間中學課程。

Notes: (1) Figures for 2020 refer to the position as at mid-October, and others refer to the position as at mid-September of the respective years.

(2) Figures include secondary evening courses operated by private secondary schools (also covering those operated by approved course providers in designated centres) and private schools offering tutorial, vocational and adult education courses.





V

特殊教育

**Special Education**



**5.1 2013年至2023年特殊學校及設有特殊班的普通學校數目**  
**Number of Special Schools and Ordinary Schools with Special Classes, 2013-2023**

		2013	2014	2015	2016	2017	2018	2019	2020	2021	2022	2023
本地特殊學校 <sup>(1)(2)(3)</sup> Local Special School <sup>(1)(2)(3)</sup>	所有程度 All Levels	60	60	60	60	61	60	60	61	62	62	62
	小學 Primary	56	56	56	56	57	58	58	59	60	60	60
	中學 Secondary	59	59	59	59	60	59	60	61	62	62	62
英基學校協會屬下特殊學校 English Schools Foundation Special School	所有程度 All Levels	1	1	1	1	1	1	1	1	1	1	1
	小學 Primary	1	1	1	1	1	1	1	1	1	1	1
	中學 Secondary	1	1	1	1	1	1	1	1	1	1	1
設有特殊班的普通學校 <sup>(4)</sup> Ordinary School with Special Classes <sup>(4)</sup>	所有程度 All Levels	4	3	5	6	8	9	8	8	8	7	9
	小學 Primary	2	1	2	2	4	4	2	2	2	2	3
	中學 Secondary	3	3	5	6	7	9	7	7	8	7	8

註： 數字不包括在社會福利署轄下註冊的特殊幼兒中心。

- (1) 2013年至2017年的數字包括一所主流化中的學校。該所學校的小學部於2010年8月完成主流化，而其中學部亦已於2018年8月完成主流化。
- (2) 本地特殊學校一般提供中學及小學教育，少量學校只提供中學／小學教育。
- (3) 本地特殊學校的數字包括一所在公立醫院運作並提供中學及小學教育的醫院學校。
- (4) 只有很少數的非公營普通學校開辦特殊班。

Notes: Figures do not include special child care centres registered under the Social Welfare Department.

- (1) Figures from 2013 to 2017 include one mainstreaming special school. The mainstreaming of its primary section was completed in August 2010 and the mainstreaming of its secondary section was completed in August 2018.
- (2) In general, local special schools provide primary and secondary education. A small number of schools provide solely primary/secondary education.
- (3) Figures of local special schools include 1 hospital school providing primary and secondary education at public hospitals.
- (4) Only a very small number of non-public sector ordinary schools are operating special classes.

5.2 2013年至2023年接受特殊教育（包括普通學校的特殊班）學生人數－按程度統計  
Student Enrolment in Special Education (Including Special Classes in Ordinary Schools) by Level, 2013-2023

		2013	2014	2015	2016	2017	2018	2019	2020	2021	2022	2023
接受特殊教育的學生總人數 Total Enrolment in Special Education	所有程度 All Levels	7 965	7 760	7 847	7 843	8 002	8 130	8 344	8 356	8 471	8 539	8 892
	小學 Primary	3 253	3 231	3 374	3 460	3 680	3 838	3 971	3 996	3 975	3 997	4 214
	中學 Secondary	4 712	4 529	4 473	4 383	4 322	4 292	4 373	4 360	4 496	4 542	4 678
在特殊學校就讀的學生人數 <sup>(1)(2)(3)</sup> Enrolment in Special Schools <sup>(1)(2)(3)</sup>	所有程度 All Levels	7 904	7 712	7 770	7 752	7 896	8 008	8 270	8 290	8 379	8 458	8 818
	小學 Primary	3 226	3 224	3 362	3 449	3 633	3 806	3 946	3 980	3 956	3 979	4 196
	中學 Secondary	4 678	4 488	4 408	4 303	4 263	4 202	4 324	4 310	4 423	4 479	4 622
在普通學校特殊班就讀的學生 人數 <sup>(4)</sup> Enrolment in Special Classes in Ordinary Schools <sup>(4)</sup>	所有程度 All Levels	61	48	77	91	106	122	74	66	92	81	74
	小學 Primary	27	7	12	11	47	32	25	16	19	18	18
	中學 Secondary	34	41	65	80	59	90	49	50	73	63	56

註： 數字反映該年9/10月的情況。數字不包括在社會福利署轄下註冊的特殊幼兒中心及那些在沒開辦特殊班的普通學校就讀而有特殊教育需要的學生。

- (1) 2013年至2017年的數字包括一所主流化中的學校。該所學校的小學部於2010年8月完成主流化，而其中學部亦已於2018年8月完成主流化。
- (2) 本地特殊學校一般提供中學及小學教育，少量學校只提供中學／小學教育。
- (3) 本地特殊學校的數字包括一所在公立醫院運作並提供中學及小學教育的醫院學校。
- (4) 只有很少數的非公營普通學校開辦特殊班。

Notes: Figures refer to the position as at September/October of the respective years. Figures do not include special child care centres registered under the Social Welfare Department and those students with special educational needs who are enrolled in ordinary schools without operating special classes.

- (1) Figures from 2013 to 2017 include one mainstreaming special school. The mainstreaming of its primary section was completed in August 2010 and the mainstreaming of its secondary section was completed in August 2018.
- (2) In general, local special schools provide primary and secondary education. A small number of schools provide solely primary/secondary education.
- (3) Figures of local special schools include 1 hospital school providing primary and secondary education at public hospitals.
- (4) Only a very small number of non-public sector ordinary schools are operating special classes.

**5.3 2013年至2023年本地特殊學校學生人數 — 按程度及類別統計**  
**Student Enrolment in Local Special Schools by Level and Category, 2013-2023**

類別 Category	2013	2014	2015	2016	2017	2018	2019	2020	2021	2022	2023
所有程度 All Levels	7 834	7 643	7 703	7 682	7 826	7 939	8 201	8 223	8 311	8 389	8 747
視障 Visual Impairment	124	126	125	123	112	110	119	125	126	122	124
聽障 Hearing Impairment	111	102	87	89	84	64	71	63	57	61	67
肢體傷殘 Physical Disability	936	921	915	883	877	907	903	880	872	854	862
智障 Intellectual Disability											
- 輕度 - Mild	3 098	3 051	3 049	3 103	3 154	3 218	3 295	3 314	3 356	3 418	3 513
- 中度 - Moderate	1 822	1 865	1 879	1 911	1 992	2 040	2 103	2 188	2 275	2 329	2 449
- 嚴重 - Severe	704	691	679	687	699	706	712	708	717	728	735
群育學校 School for Social Development	744	632	600	553	594	614	647	572	596	588	633
醫院學校 Hospital School	295	255	369	333	314	280	351	373	312	289	364
小學 Primary	3 195	3 191	3 337	3 423	3 610	3 783	3 920	3 955	3 931	3 951	4 167
視障 Visual Impairment	62	58	57	61	57	59	58	67	64	60	57
聽障 Hearing Impairment	22	18	20	25	25	20	26	23	22	22	28
肢體傷殘 Physical Disability	358	337	334	350	359	370	389	405	405	381	384
智障 Intellectual Disability											
- 輕度 - Mild	1 311	1 343	1 318	1 375	1 447	1 525	1 558	1 555	1 589	1 624	1 697
- 中度 - Moderate	767	826	879	918	992	1 094	1 149	1 172	1 216	1 222	1 262
- 嚴重 - Severe	292	311	318	330	353	373	364	355	340	345	336
群育學校 School for Social Development	179	153	175	155	183	180	181	149	161	162	189
醫院學校 Hospital School	204	145	236	209	194	162	195	229	134	135	214
中學 Secondary	4 639	4 452	4 366	4 259	4 216	4 156	4 281	4 268	4 380	4 438	4 580
視障 Visual Impairment	62	68	68	62	55	51	61	58	62	62	67
聽障 Hearing Impairment	89	84	67	64	59	44	45	40	35	39	39
肢體傷殘 Physical Disability	578	584	581	533	518	537	514	475	467	473	478
智障 Intellectual Disability											
- 輕度 - Mild	1 787	1 708	1 731	1 728	1 707	1 693	1 737	1 759	1 767	1 794	1 816
- 中度 - Moderate	1 055	1 039	1 000	993	1 000	946	954	1 016	1 059	1 107	1 187
- 嚴重 - Severe	412	380	361	357	346	333	348	353	377	383	399
群育學校 School for Social Development	565	479	425	398	411	434	466	423	435	426	444
醫院學校 Hospital School	91	110	133	124	120	118	156	144	178	154	150

註：數字反映該年9月中的情況。數字不包括在社會福利署轄下註冊的特殊幼兒中心及那些在沒開辦特殊班的普通學校就讀而有特殊教育需要的學生。

Note: Figures refer to the position as at mid-September of the respective years. Figures do not include special child care centres registered under the Social Welfare Department and those students with special educational needs who are enrolled in ordinary schools without operating special classes.



名詞釋義  
**Glossary of Terms**





## 名詞釋義

以下是學生人數統計中所用各主要名詞的定義，這些名詞的定義或會與教育局其他分部／組所用的定義不盡相同，故不能視為其他用途的正式定義。（為方便查閱，以下名詞是根據其英文譯名的字母次序排列。）

### 學額

幼稚園（包括幼稚園暨幼兒中心）方面，學額指每間課室或幼兒中心部分在容額證明書所列的註冊課室最高容額／幼兒中心部分的批准容額，並按當年開辦的半日班與全日班及幼稚園班與2-3歲班的學生人數分布情況計算。空置課室及空置的幼兒中心部分不包括在計算之內。

小學及中學方面，學額指有關學校的預設學位數目。就公營學校（包括官立、資助及按位津貼學校）而言，學校的學額是由教育局所規定。在不同年度、地區或學校，學額或會有所不同，須視乎當時的政策而定。

至於直接資助計劃及私立學校（包括私立獨立學校及國際學校），學額則按學校在「學生人數統計調查」中填報的計劃取錄學生人數而編算。

在2021年之前，「學生人數統計調查」並沒有收集私立獨立學校及國際學校以外的私立學校的預設學位數目。就這些學校而言，其學額是參照《教育條例》所規定每班最多可容納的學生人數，或以有關課室的核准學額為上限計算。此外，在2021年之前，只有開辦班級（不包括空置課室）的預設學位數目才計算在內。

## Glossary of Terms

This glossary lists the definition of the major terms used in student enrolment statistics. They may differ from those used by other divisions/sections of the Education Bureau and should NOT therefore be taken as OFFICIAL ones to be adopted for other purposes. (For easy reference, the terms below are arranged in alphabetical order.)

### Accommodation

For kindergartens (including kindergarten-cum-child care centres), it refers to the maximum capacity of a registered classroom/child-care-centre portion as stipulated on the Certificate of Accommodation/approved capacity of child-care-centre portions with reference to the split in student enrolment between half day and whole day sessions as well as between kindergarten classes and aged 2-3 classes in operation in the year. Vacant classrooms and vacant child care centre portions are not included in the counting.

For primary and secondary schools, it refers to the planned number of school places offered by the school concerned. For public sector schools (including government, aided and caput schools), accommodation of schools is stipulated by the Education Bureau, which may vary across years, districts or schools depending on the prevailing policy.

For DSS and private schools (including Private Independent Schools and international schools), it is compiled with reference to the number of students that a school plans to admit as reported by the school in the Student Enrolment Survey.

Before 2021, the planned number of school places was not collected from private schools other than Private Independent Schools and international schools in the Student Enrolment Survey. For these schools, accommodation was then compiled with reference to the maximum number of students that can be admitted according to the Education Ordinance, or as constrained by the permitted accommodation of the classrooms concerned. Also, only the planned number of school places in operating classes (excluding vacant classrooms) were counted before 2021.

## 名詞釋義 (續)

### 資助學校

由志願團體開辦的學校。這些學校的辦學經費，主要由政府按照統一的資助則例撥與。

### 按位津貼學校

受政府以按位津貼形式資助的學校（即按每名學生計算）。

### 每班人數

在統計參照日各班所註冊的學生人數，即9月的情況（除了2020年反映10月的情況）。如一班內有不同級別的學生（即混合班），各級別的學生人數會以個別級別所有的學生計算。而班級數目則按該班內不同級別的數目而分為二分之一班、三分之一班等。

### 直接資助計劃

一項在1991年推行的計劃，目的旨在使教育制度更多元化，為家長提供更多選擇。在這計劃下，直接資助學校在符合基本教育標準的情況下，可自行決定課程、學費及收生條件。政府所給予的資助，則視乎有關學校的收生人數而定（即有關學校能否吸引家長）。

### 分區

學校分區按其校舍所在的區議會分區劃分。本港共有18個區議會分區。由2019年開始，設在臨時校舍的學校會按其校舍原址所在的區議會分區劃分。

## Glossary of Terms (Cont'd)

### Aided School

A school operated by a voluntary body and mainly financed by the Government through the unified Code of Aid.

### Caput School

A school which receives Government assistance in the form of a Per Caput Grant (i.e. on a per student basis).

### Class Size

The number of students registered in a class as at the reference date, i.e. in September (except for 2020 refers to October position). For a combined class with students from different grades, the class size of a particular grade is the number of students of that grade. The number of class is counted as one-half, one-third, etc. according to the number of grades in the class.

### Direct Subsidy Scheme (DSS)

A scheme introduced in 1991 to inject more variety into the education system to provide parents with more choices. Under the scheme, schools are free to decide their curriculum, fees and entrance requirements that are consistent with basic education standards. Government subsidy may vary depending on the number of enrolment in the schools, i.e. on the success of the schools in attracting parents.

### District

School districts are delineated by the District Council (DC) districts of the school premises. There are 18 DC districts in Hong Kong. Starting from 2019, the districts for schools with decanting premises are based on the DC districts of the original premises.

## 名詞釋義 (續)

### 英基學校協會

指由「英基學校協會」管轄的國際學校。而「英基學校協會」是在1967年根據有關條例成立，在香港或其他地方擁有、管理、管治和營辦學校，該等學校是不分種族及宗教、提供以英語為媒介的現代的通才教育予能從上述教育獲益的男童及女童的。

### 官立學校

完全由政府資助及直接營辦的學校。

### 級別

代表學生在一個學年內所修讀的學校課程。

### 國際學校

指主要為非本地學生提供完整的非本地正規課程，並經教育局認可為國際學校的學校。

### 幼稚園教育計劃

由2017年開始，政府推行新的幼稚園教育計劃，以取代學前教育學券計劃。在新政策下，政府會直接向參加幼稚園教育計劃的合資格本地非牟利幼稚園提供資助。政策目的是提供易於負擔的優質幼稚園教育，以及提高學童按其所需接受不同模式幼稚園教育的機會。

## Glossary of Terms (Cont'd)

### English Schools Foundation

They refer to those international schools operated under the administration of the English Schools Foundation (ESF). The ESF was established by Ordinance in 1967 to own, manage, administer and operate within Hong Kong or elsewhere schools offering, without regard to race or religion, a modern liberal education through the medium of English language to boys and girls who are able to benefit from such an education.

### Government School

A school wholly financed and operated by the Government.

### Grade

A division of the instructional programme of a school representing the work of one school year.

### International Schools

They refer to those schools recognised by the Education Bureau as international schools that offer full non-local formal curricula primarily for non-local students.

### Kindergarten Education Scheme

From 2017, the Government has implemented the new Kindergarten Education Scheme to replace the Pre-primary Education Voucher Scheme. Under the new policy, eligible local non-profit-making kindergartens joining the Kindergarten Education Scheme will be provided with direct subsidy. The policy objectives are to provide quality and highly affordable kindergarten education, and to enhance students' access to different services that suit their needs.

## 名詞釋義 (續)

### 本地學校

幼稚園方面，本地學校是指根據香港課程發展議會頒布的最新幼稚園課程指引，提供全面的本地課程的幼稚園（包括幼稚園暨幼兒中心）。

就中、小學而言，國際學校以外的學校統稱為本地學校。這包括提供本地正規課程的學校，而該校學生亦會準備參與本地公開考試（如香港中學文憑），以及主要為本地學生而提供非本地正規課程的直接資助計劃學校及私立學校。

### 學前教育學券計劃

學前教育學券計劃自2007年起推行，主要為入讀本地非牟利幼稚園幼兒班、低班或高班學童的家長提供直接學費資助，以供支付子女的幼稚園學費。由2017年開始，學前教育學券計劃被幼稚園教育計劃所取代。

### 私立獨立學校

私立獨立學校是根據1999年私立學校政策檢討推展的私立獨立學校計劃所設立的私立學校。私立獨立學校大部分開辦非本地正規課程。

### 私立學校

私立學校屬於私營學校，以自負盈虧和市場運作原則營辦。

## Glossary of Terms (Cont'd)

### Local Schools

For kindergartens, local schools refer to those kindergartens (including kindergarten-cum-child care centres) which offer a full local curriculum in accordance with the latest kindergarten education curriculum guide issued by the Curriculum Development Council of Hong Kong.

For primary and secondary schools, schools other than international schools are collectively referred to as local schools. These cover schools which offer a local formal curriculum and whose students are prepared to sit for local examinations (e.g. the Hong Kong Diploma of Secondary Education), as well as those DSS schools and private schools which offer non-local formal curricula primarily for local students.

### Pre-primary Education Voucher Scheme

The Pre-primary Education Voucher Scheme was introduced in 2007 mainly to provide direct fee subsidy for parents of children attending nursery, lower and upper classes in local non-profit-making kindergartens under the Pre-primary Education Voucher Scheme in meeting towards the tuition fee of kindergarten education for their children. The Pre-primary Education Voucher Scheme has been replaced by the Kindergarten Education Scheme since 2017.

### Private Independent Schools

Private Independent Schools are private schools established under the Private Independent School Scheme which was launched pursuant to the 1999 Private School Policy Review. Most of the Private Independent Schools operate non-local formal curriculum course.

### Private Schools

Private schools are privately run and operate on a self-financing and market driven basis.

## 名詞釋義 (續)

### 公營學校

公營學校指官立、資助及按位津貼學校。

### 重讀生

重讀生是指

- 甲) 在統計參照日就讀與上個學年同一級別的學生，即9月的情況（除了2020年反映10月的情況），不論他們是在同一學校重讀，或是從另一學校轉校重讀，或
- 乙) 在上個學年內輟學而現時就讀輟學前同一級別的學生，不論他們以前是在那一所學校就讀。

### 學校

在學年初正在辦學的教育機構，而不論其註冊學生人數。學校的數目是以註冊數目計算。一間學校可以有一個或多個校址，以及有一個或多個學校行政單位。另一方面，兩間或以上的學校亦可分佔同一個校址辦學，及由一個或多個學校行政單位管理。

學校數目的統計數字是由教育局學校發展分部提供。藝術與科技教育中心（前稱實用教育中心）、可觀自然教育中心暨天文館和明愛陳震夏郊野學園亦包括在學校數目內。

### 學校類別

根據經費來源及營辦方式，劃分為官立、資助、按位津貼、直接資助計劃、私立及國際學校。

## Glossary of Terms (Cont'd)

### Public sector schools

Public sector schools refer to government, aided and caput schools.

### Repeaters

Repeaters refer to

- a) students who are studying the same grade as they were in the last school year as at the reference date, i.e. in September (except for 2020 refers to October position), regardless of whether they are studying in the same school or have been transferred there from another school, or
- b) students who had withdrawn from studies during the last school year and are now attending the same grade as they did before they withdrew regardless of the school they previously attended.

### School

An education institution in operation at the beginning of the school year, irrespective of the number of students enrolled. The number of schools is registration based. A school may be situated at one or more locations and managed by one or more school administrations. On the other hand, two or more schools may share accommodation in a single premises and managed by one or more administrations.

Statistics on the number of schools are provided by the School Development Division of the Education Bureau. The Arts & Technology Education Centre (previously known as Practical Education Centre), Ho Koon Nature Education cum Astronomical Centre and Caritas Chan Chun Ha Field Studies Centre have been included in the total number of schools.

### Sector

Schools are classified into government, aided, caput, DSS, private and international ones according to the mode of financing and operation.

## 名詞釋義 (續)

### 上課時間

學校指定學生回校上課的一段時間。學校可分別開辦上午班、下午班及全日制班級或同時開辦上述班級。

### 普通學校的特殊班

在普通學校內特別為有特殊學習需要的學生所開辦的班級。只有很少數的非公營普通學校開辦特殊班。

### 特殊學校

為較為嚴重殘疾兒童提供教育的學校，例如：視障、聽障、肢體傷殘或智障的兒童。

### 學生人數

幼稚園、小學及中學的學生人數是指在統計參照日的就讀人數，即9月的情況（除了2020年反映10月的情況）。所列數字已包括重讀生人數。

## Glossary of Terms (Cont'd)

### Session

A period of time on a school day in which a group of students attend school. Schools may operate AM, PM, and Whole Day sessions separately or in combinations.

### Special Class in Ordinary School

A class operated in an ordinary school particularly for students with special educational needs. Only a very small number of non-public sector ordinary schools are operating special classes.

### Special School

A school which provides education for children with more severe disability, e.g. visual impairment, hearing impairment, physical disability and intellectually disability.

### Student Enrolment

Student enrolment in kindergartens, primary and secondary schools refers to the number of students in these schools as at the reference date, i.e. in September (except for 2020 refers to October position). Figures shown include the number of repeaters.



