

# 2024 Secondary 6 Students' Pathway Survey

[illegible]



# 目錄

## CONTENTS

	頁數 <u>Page</u>
第 1 章 引言 Chapter 1 Introduction	1
第 2 章 統計調查結果 Chapter 2 Survey Findings	4

# 統計表一覽

## List of Tables

	頁數 <u>Page</u>
表 2.1 : 按在畢業年份的升學和就業情況及畢業生的學校類別劃分的 2024 年中六畢業生人數	6
Table 2.1 : 2024 S6 Graduates by Activity Status and School Sector of the Graduates in the Year of Graduation	
表 2.2 : 按修讀的課程及畢業生的學校類別劃分的在畢業年份繼續修讀全 日制課程的 2024 年中六畢業生人數	9
Table 2.2 : 2024 S6 Graduates Pursuing Full-time Study in the Year of Graduation by Type of Programmes and School Sector of the Graduates	
表 2.3 : 按升學地區及修讀的課程類別劃分的在畢業年份在香港以外地區 繼續修讀全日制課程的 2024 年中六畢業生人數	14
Table 2.3 : 2024 S6 Graduates Pursuing Full-time Study Outside Hong Kong in the Year of Graduation by Place of Study and Type of Programmes	

## 統計圖一覽

### List of Charts

	頁數 <u>Page</u>
圖 2.1 : 2024 年中六畢業生在畢業年份的升學及就業情況	4
Chart 2.1 : 2024 S6 Graduates by Activity Status in the Year of Graduation	
圖 2.2 : 2023 及 2024 年中六畢業生在畢業年份的升學及就業情況的百分比分布	5
Chart 2.2 : Proportion Distribution of 2023 and 2024 S6 Graduates by Activity Status in the Year of Graduation	
圖 2.3 : 按修讀的課程類別劃分的在畢業年份繼續修讀全日制課程的 2024 年中六畢業生人數	7
Chart 2.3 : 2024 S6 Graduates Pursuing Full-time Study in the Year of Graduation by Type of Programmes	
圖 2.4 : 按修讀的課程類別劃分的在畢業年份繼續修讀全日制課程的 2023 及 2024 年中六畢業生的百分比分布	10
Chart 2.4 : Proportion Distribution of 2023 and 2024 S6 Graduates Pursuing Full-time Study in the Year of Graduation by Type of Programmes	
圖 2.5 : 按升學地區劃分的在畢業年份繼續修讀全日制課程的 2024 年中六畢業生人數	11
Chart 2.5 : 2024 S6 Graduates Pursuing Full-time Study in the Year of Graduation by Place of Study	
圖 2.6 : 按升學地區劃分的在畢業年份繼續修讀全日制課程的 2023 及 2024 年中六畢業生的百分比分布	12
Chart 2.6 : Proportion Distribution of 2023 and 2024 S6 Graduates Pursuing Full-time Study in the Year of Graduation by Place of Study	

### 統計調查目的

### Survey objectives

1.1. 隨着新高中學制於 2012/13 學年全面進行，以及為了優化本局對實施新高中課程的支援，並幫助學生透過多元出路實踐抱負，本局於 2012 年起，每年進行中六學生出路統計調查，以搜集有關中六畢業生在升學方面的基本資料。

1.1. Upon the full implementation of the New Senior Secondary (NSS) academic structure in the 2012/13 school year, and with the aims of enhancing the support for the implementation of the NSS curriculum and helping students meet their aspirations via multiple pathways, this Bureau launched the Secondary 6 (S6) Students' Pathway Survey to collect basic information on the educational status of S6 graduates on an annual basis since 2012.

1.2. 2024 年統計調查的主要目的是了解 2023/24 學年中六(2024 年中六)畢業生的升學及就業情況(包括全日制求學、全職工作、部分時間工作或部分時間求學、以及既非工作亦非求學)，而統計的參照期為 2024 年 10 月。是項調查同時搜集中六畢業生就讀全日制課程的數據，以作分析之用。

1.2. The 2024 survey was conducted to understand the activity status (including pursuing full-time study; full-time employment; part-time employment or part-time study; and neither employment nor study) of 2023/24 S6 (2024 S6) graduates as at the reference period of October 2024. Data on the type of full-time programmes being taken by S6 graduates were also collected in the survey for analyses.

### 統計調查的涵蓋範圍

### Survey coverage

1.3. 是項統計調查涵蓋全港所有提供本地課程的本地普通中學日校(包括官立、資助及按位津貼學校、以及提供本地課程的直接資助計劃學校及私立學校)的 2024 年中六畢業生。

1.3. The survey covered 2024 S6 graduates in all local ordinary secondary day schools offering local curriculum in Hong Kong (including government, aided and Caput schools, and Direct Subsidy Scheme (DSS) schools and private schools offering local curriculum).

## 數據蒐集

1.4. 為方便數據蒐集及輸入，本局引入電子問卷予所有本地普通中學日校填報有關該校中六學生的出路數據。448 所有 2024 年中六畢業生的本地普通中學日校(涵蓋總數約為 42 900 名為調查對象的 2024 年中六畢業生)中，少數畢業生沒有提供數據。本報告只涵蓋約 41 400 名有回應的 2024 年中六畢業生(即總數的 96.4%)。請參閱第 1.7 段有關這項統計調查結果的局限。

## 質素控制

1.5. 為確保統計調查結果準確可靠，我們已對統計調查工作作出嚴格監控，並在調查過程及數據處理程序中採取各項質素控制措施。

1.6. 電子問卷已加入即時數據審核。而所採用的數據審核規則是經嚴格制訂而成，更是數據處理程序中質素控制的重要一環。數據審核程式可剔除重複遞交，前後矛盾或不合邏輯的答覆。此外，統計人員會就含糊的答案致電有關學校進行跟進，以減少數據誤報及確保數據的有效性。

## Data collection

1.4. To facilitate data collection and input, this Bureau introduced an e-questionnaire for all local ordinary secondary day schools to report data on their S6 students' pathways at school level. Among 448 local ordinary secondary day schools with 2024 S6 graduates (covering a total of some 42 900 target graduates), a few graduates did not provide data. This report covers only some 41 400 responded 2024 S6 graduates (i.e. 96.4% of all). Please refer to the limitations of survey findings in paragraph 1.7.

## Quality control

1.5. To ensure the accuracy and reliability of the findings, the survey was subject to rigorous scrutiny. Quality control measures were carried out during the survey operation and data processing phases.

1.6. Instant validation checks were applied in the e-questionnaire. The validation rules were strictly set and constituted the major part of quality control in the data processing stage. These validation checks could eliminate duplicated returns of individual school data, inconsistent or illogical responses to the survey. Besides, any dubious answers were clarified by the statistical officers through telephone follow-ups with the schools concerned. In this way, mis-reporting errors were minimised and the validity of data could be ensured.

### **統計調查結果的局限**

1.7. 在闡述本報告內的數字時須留意無回應的學生的升學及就業情況可能與回應的畢業生的情況截然不同。

### **數字的進位**

1.8. 由於四捨五入的關係，統計表/圖內個別項目的百分比相加可能與相應總數略有出入。

### ***Limitation of survey findings***

1.7. Caution should be taken in interpreting the figures in this report as the activity status of non-responded graduates may be totally different from that of the responded graduates.

### ***Rounding of figures***

1.8. There may be a slight discrepancy between the sum of percentages of individual items and the corresponding totals as shown in the tables/charts due to rounding.




升學及就業情況Activity Status

2.1. 在 41 385 名有回應是項統計調查的 2024 年中六畢業生中，94.5% 繼續修讀全日制課程，2.2% 從事全職工作，2.1% 部分時間工作或部分時間求學，而餘下的 1.1% 則既非工作亦非求學。（圖 2.1）

2.1. Among the 41 385 S6 graduates in 2024 who responded to the survey, 94.5% were pursuing full-time study. 2.2% were engaging in full-time employment and 2.1% were engaging in part-time employment or part-time study. The remaining 1.1% were neither being employed nor pursuing any study. (Chart 2.1)

圖2.1： 2024 年中六畢業生在畢業年份的升學及就業情況

Chart 2.1 : 2024 S6 Graduates by Activity Status in the Year of Graduation



有回應的中六畢業生總人數: 41 385

Total number of responded S6 graduates: 41 385

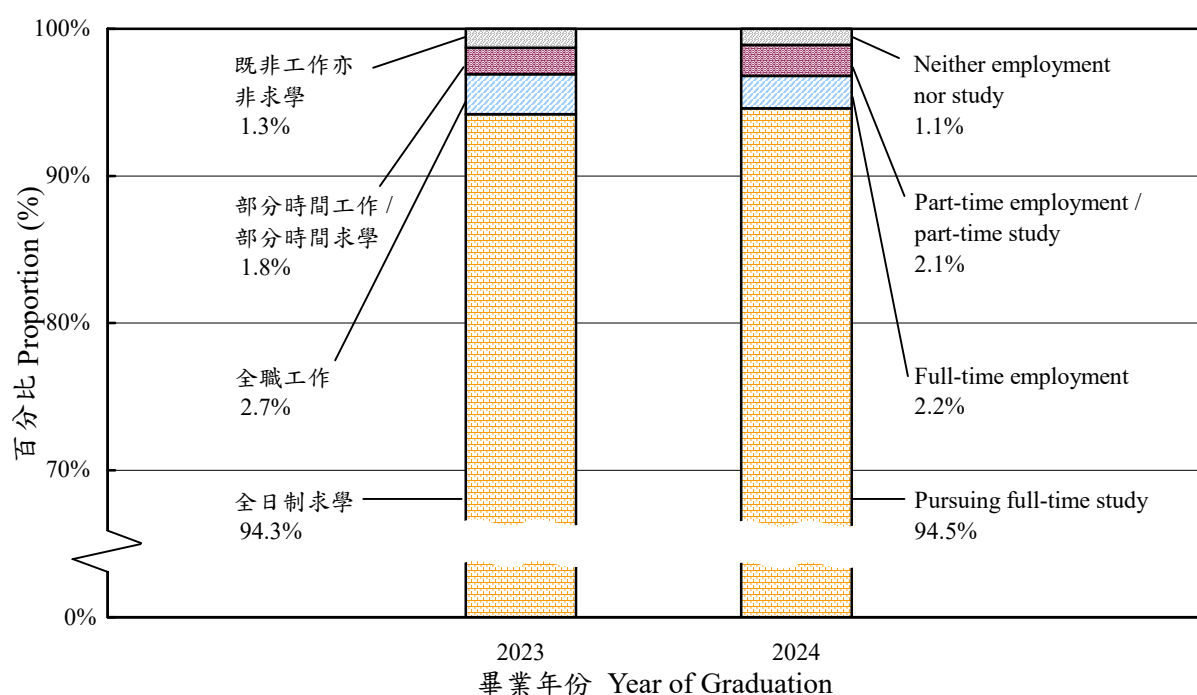
註： (1) 2024 年中六畢業生的總人數約為 42 900 人。  
(2) 數字反映 2024 年 10 月的情況。

Notes: (1) Total number of 2024 S6 graduates was some 42 900.  
(2) Figures refer to the position as at October 2024.

2.2. 在 2024 年中六畢業生中，繼續修讀全日制課程 (94.5%)、從事全職工作 (2.2%)、部分時間工作或求學 (2.1%) 及既非工作亦非求學 (1.1%) 的比例，與 2023 年中六畢業生的比例 (分別為 94.3%、2.7%、1.8% 及 1.3%) 大致相若。(圖 2.2)

2.2. The proportions of 2024 S6 graduates pursuing full-time study (94.5%), engaging in full-time employment (2.2%) and part-time employment/study (2.1%), and neither being employed nor pursuing any study (1.1%) were comparable to those of 2023 S6 graduates (94.3%, 2.7%, 1.8% and 1.3% respectively). (Chart 2.2)

圖2.2： 2023 及 2024 年中六畢業生在畢業年份的升學及就業情況的百分比分布  
Chart 2.2 : Proportion Distribution of 2023 and 2024 S6 Graduates by Activity Status in the Year of Graduation



註： 數字反映畢業年份 10 月的情況。

Note: Figures refer to the position as at October of the year of graduation.

2.3. 按畢業生的學校類別分析，直接資助計劃學校及本地私立學校的 2024 年中六畢業生繼續修讀全日制課程的比例 (94.7%) 及從事全職工作的百分比 (2.9%) 均為所有學校類別中最高。(表 2.1)

2.3. Analysed by school sector of the graduates, Direct Subsidy Scheme (DSS) schools and local private schools recorded the highest proportions of 2024 S6 graduates pursuing full-time study (94.7%) and engaging in full-time employment (2.9%) among all school sectors. (Table 2.1)

表2.1：按在畢業年份的升學和就業情況及畢業生的學校類別劃分的 2024 年中六畢業生人數

Table 2.1 : 2024 S6 Graduates by Activity Status and School Sector of the Graduates in the Year of Graduation

升學及就業情況 Activity Status	學校類別 School Sector							
	官立 Government		資助/按位津貼 Aided/Caput		直接資助計劃/ 本地私立 DSS/Local Private		合計 All	
	人數 No.	百分比 Proportion (%)	人數 No.	百分比 Proportion (%)	人數 No.	百分比 Proportion (%)	人數 No.	百分比 Proportion (%)
全日制求學 Pursuing full-time study	2 704	94.0	30 828	94.6	5 597	94.7	39 129	94.5
全職工作 Full-time employment	47	1.6	703	2.2	173	2.9	923	2.2
部分時間工作/求學 Part-time employment / study	83	2.9	703	2.2	92	1.6	878	2.1
既非工作亦非求學 Neither employment nor study	43	1.5	361	1.1	51	0.9	455	1.1
總數 Total	2 877	100.0	32 595	100.0	5 913	100.0	41 385	100.0

註： (1) 數字反映 2024 年 10 月的情況。

(2) 數字只涵蓋 41 385 名有回應的中六畢業生。請參閱第 1.7 段有關這項統計調查結果的局限。

Notes: (1) Figures refer to the position as at October 2024.

(2) Figures cover only 41 385 responded S6 graduates. Please refer to the limitations of survey findings in paragraph 1.7.

## 修讀的課程

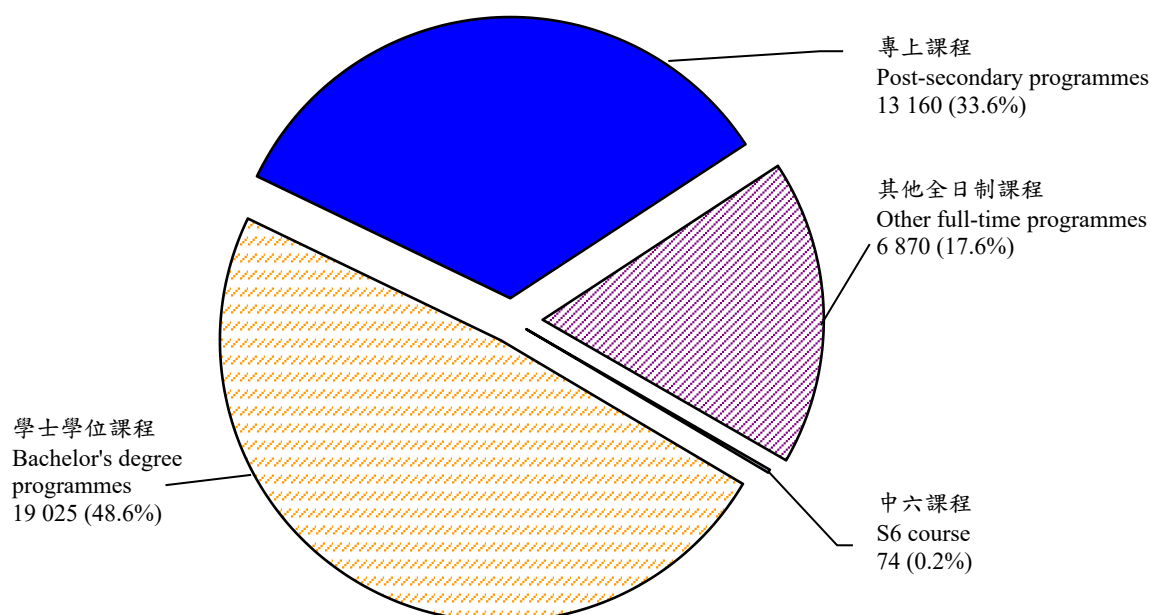
2.4. 在 39 129 名繼續修讀全日制課程的 2024 年中六畢業生中，48.6% 修讀學士學位課程，33.6% 修讀專上課程，17.6% 修讀其他全日制課程及 0.2% 重讀中六。（圖 2.3）

## Programme of Study

2.4. Among the 39 129 2024 S6 graduates pursuing full-time study, 48.6% were studying bachelor's degree programmes, 33.6% were taking post-secondary programmes, 17.6% were studying other full-time programmes and 0.2% were repeating S6. (Chart 2.3)

圖2.3：按修讀的課程類別劃分的在畢業年份繼續修讀全日制課程的 2024 年中六畢業生人數

Chart 2.3 : 2024 S6 Graduates Pursuing Full-time Study in the Year of Graduation by Type of Programmes



繼續修讀全日制課程的中六畢業生人數: 39 129

Number of S6 graduates pursuing full-time study: 39 129

註：數字反映 2024 年 10 月的情況。

Note: Figures refer to the position as at October 2024.

2.5. 按修讀的課程及畢業生的學校類別分析，在繼續修讀全日制課程的2024年中六畢業生中，修讀學士學位課程的直接資助計劃學校及本地私立學校(59.7%)畢業生的比例較官立學校(53.0%)和資助/按位津貼學校(46.2%)為高。另一方面，修讀專上課程的資助/按位津貼學校(35.5%)和官立學校(30.0%)畢業生的比例則較直接資助計劃學校及本地私立學校(24.9%)為高。(表2.2)

2.5. Analysed by type of programmes being taken and school sector of the graduates, among the 2024 S6 graduates pursuing full-time study, graduates of DSS schools and local private schools (59.7%) registered higher proportion of studying bachelor's degree programmes than government schools (53.0%) and aided/caput schools (46.2%). On the other hand, the proportions of taking post-secondary programmes among the graduates of aided/caput schools (35.5%) and government schools (30.0%) were higher than DSS schools and local private schools (24.9%). (Table 2.2)

表2.2：按修讀的課程及畢業生的學校類別劃分的在畢業年份繼續修讀全日制課程的 2024 年中六畢業生人數

Table 2.2 : 2024 S6 Graduates Pursuing Full-time Study in the Year of Graduation by Type of Programmes and School Sector of the Graduates

課程類別 Type of Programmes	學校類別 School Sector							
	官立 Government		資助/按位津貼 Aided/Caput		直接資助計劃/ 本地私立 DSS/Local Private		合計 All	
	人數 No.	百分比 Proportion (%)	人數 No.	百分比 Proportion (%)	人數 No.	百分比 Proportion (%)	人數 No.	百分比 Proportion (%)
學士學位課程 <sup>(1)</sup> Bachelor's degree programmes <sup>(1)</sup>	1 434	53.0	14 252	46.2	3 339	59.7	19 025	48.6
專上課程 <sup>(2)</sup> Post-secondary programmes <sup>(2)</sup>	810	30.0	10 954	35.5	1 396	24.9	13 160	33.6
其他全日制課程 <sup>(3)</sup> Other full-time programmes <sup>(3)</sup>	454	16.8	5 573	18.1	843	15.1	6 870	17.6
中六課程 Secondary 6 course	6	0.2	49	0.2	19	0.3	74	0.2
總數 Total	2 704	100.0	30 828	100.0	5 597	100.0	39 129	100.0

註： (1) 學士學位課程的數字包括修讀由提供政府資助課程的院校、提供自資課程的院校、以及其他海外院校開辦的學士學位課程的學生人數。

(2) 專上課程的數字包括修讀由提供政府資助課程的院校、提供自資課程的院校、以及其他海外院校開辦的副學士學位課程及高級文憑課程的學生人數。

(3) 其他全日制課程的數字包括修讀文憑課程、職業課程（包括證書課程及「展翅青見計劃」）、應用教育文憑、以及並未在註(1)及註(2)提及的在本港或本港以外地方開辦的課程的學生人數。

(4) 數字反映 2024 年 10 月的情況。

Notes: (1) Figures for "Bachelor's degree programmes" include students attending bachelor's degree programmes offered by providers of the publicly-funded programmes, providers of self-financing programmes and other overseas institutions.

(2) Figures for "Post-secondary programmes" include students attending associate degree programmes and higher diploma programmes offered by providers of the publicly-funded programmes, providers of self-financing programmes and other overseas institutions.

(3) Figures for "Other full-time programmes" include students attending diploma programmes, vocational programmes (including certificate courses and Youth Employment and Training Programme), Diploma of Applied Education and local/non-local programmes not mentioned in Notes (1) and (2).

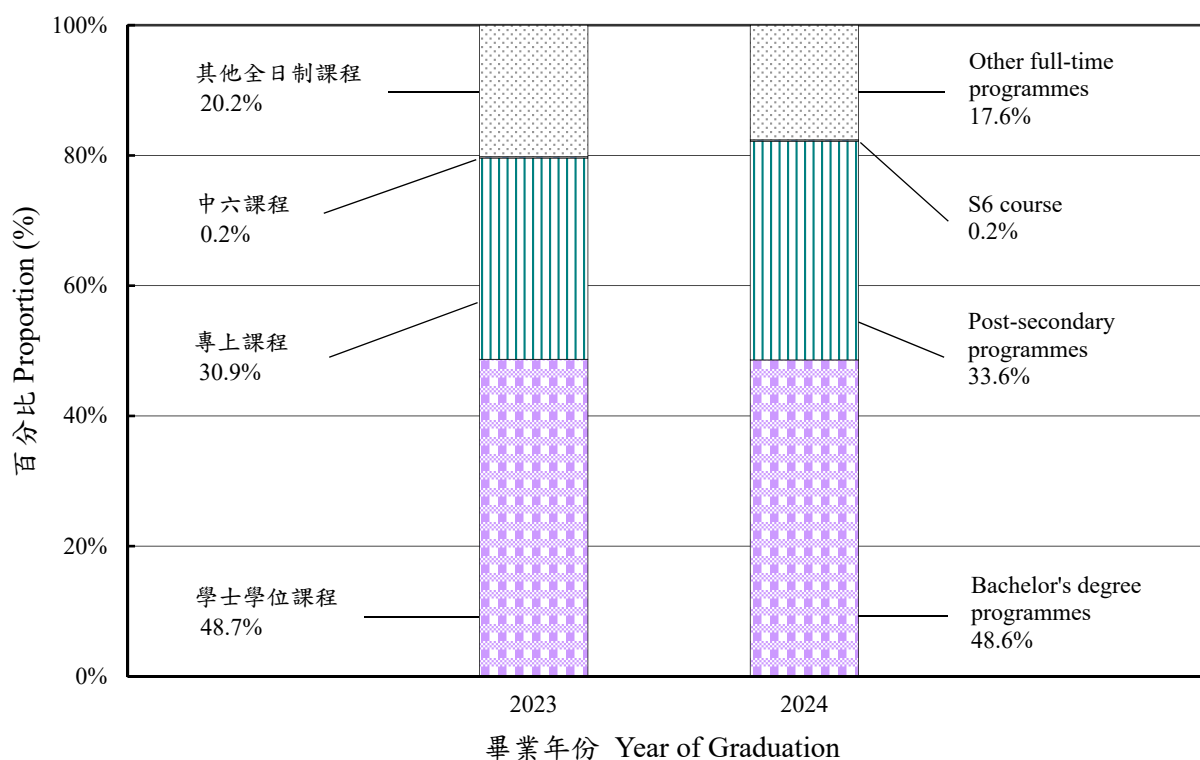
(4) Figures refer to the position as at October 2024.

2.6. 修讀學士學位課程、專上課程及其他全日制課程的2024年中六畢業生的比例(分別為48.6%、33.6%及17.6%)與2023年中六畢業生(48.7%、30.9%及20.2%)相若。(圖2.4)

2.6. The proportions among the 2024 S6 graduates studying bachelor's degree programmes, post-secondary programmes and other full-time programmes (48.6%, 33.6% and 17.6% respectively) were similar to those of the 2023 S6 graduates (48.7%, 30.9% and 20.2%). (Chart 2.4)

圖2.4：按修讀的課程類別劃分的在畢業年份繼續修讀全日制課程的2023及2024年中六畢業生的百分比分布

Chart 2.4 : Proportion Distribution of 2023 and 2024 S6 Graduates Pursuing Full-time Study in the Year of Graduation by Type of Programmes



註：數字反映畢業年份10月的情況。

Note: Figures refer to the position as at October of the year of graduation.

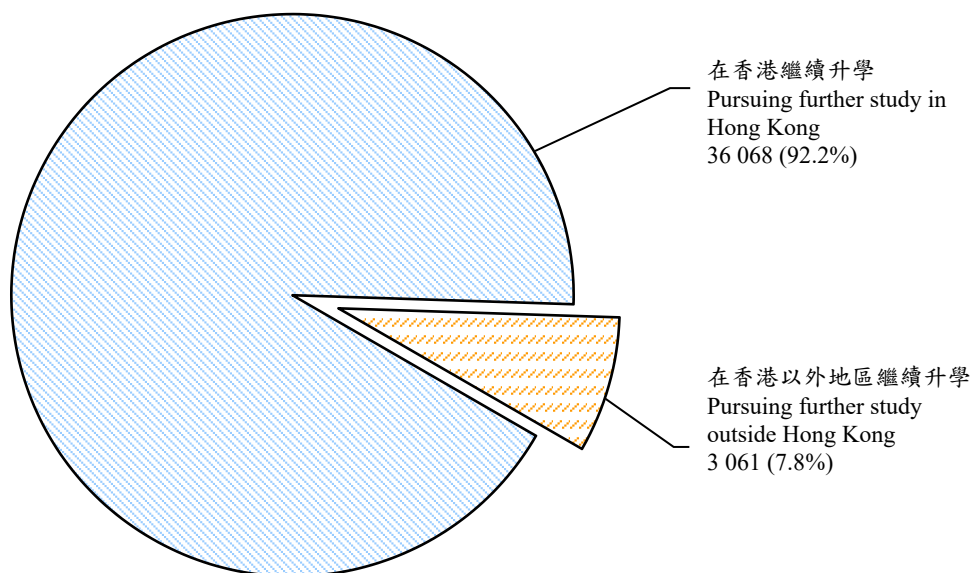
## 繼續升學的地點

2.7. 在 39 129 名繼續修讀全日制課程的 2024 年中六畢業生中，92.2% 在香港繼續升學，只有 7.8% 選擇在香港以外地區繼續升學。（圖 2.5）

## Location of Further Study

2.7. Among the 39 129 2024 S6 graduates pursuing full-time study, 92.2% continued studying in Hong Kong. Only 7.8% were pursuing full-time study outside Hong Kong. (Chart 2.5)

圖2.5：按升學地區劃分的在畢業年份繼續修讀全日制課程的 2024 年中六畢業生人數  
Chart 2.5 : 2024 S6 Graduates Pursuing Full-time Study in the Year of Graduation by Place of Study



繼續修讀全日制課程的中六畢業生人數：39 129

Number of S6 graduates pursuing full-time study: 39 129

註：數字反映 2024 年 10 月的情況。

Note: Figures refer to the position as at October 2024.

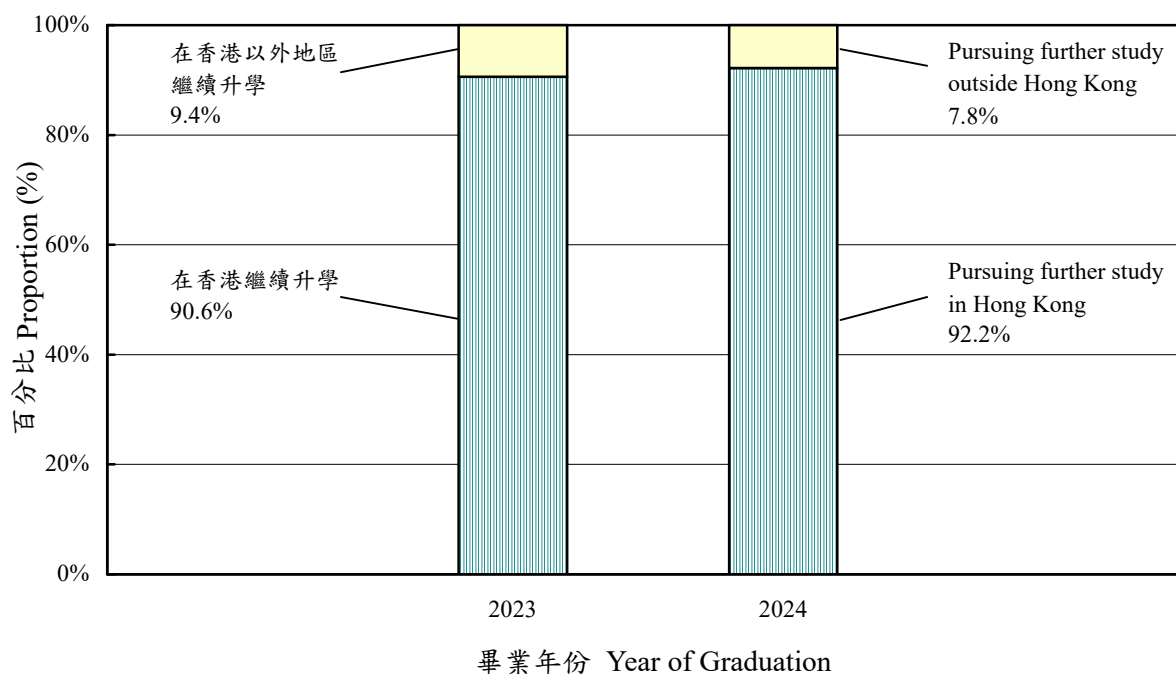


2.8. 在繼續修讀全日制課程的 2024 年中六畢業生中，在港就讀的比例 (92.2%) 較 2023 年中六畢業生 (90.6%) 為高。  
(圖 2.6)

2.8. The proportion of graduates studying in Hong Kong among the 2024 S6 graduates pursuing full-time study (92.2%) was higher than that of 2023 S6 graduates (90.6%).  
(Chart 2.6)

圖2.6：按升學地區劃分的在畢業年份繼續修讀全日制課程的 2023 及 2024 年中六畢業生的百分比分布

Chart 2.6 : Proportion Distribution of 2023 and 2024 S6 Graduates Pursuing Full-time Study in the Year of Graduation by Place of Study



註：數字反映畢業年份 10 月的情況。

Note: Figures refer to the position as at October of the year of graduation.

### 在香港以外地區繼續進修的 課程類別

2.9. 在香港以外地區升學的 2024 年中六畢業生中 (即 3 061 人), 2 676 人 (87.4%) 修讀學士學位課程, 餘下的 238 人 (7.8%) 及 147 人 (4.8%) 則分別修讀專上課程及其他全日制課程。按升學地區分析, 在 3 061 名中六畢業生中, 1 339 人 (43.7%) 在中國內地繼續進修, 其次是英國 (647 或 21.1%)、澳洲 (338 或 11.0%)、台灣 (309 或 10.1%)、加拿大 (149 或 4.9%) 及美國 (67 或 2.2%)。 (表 2.3)

### Type of Programmes for Pursuing Further Study outside Hong Kong

2.9. Among the 2024 S6 graduates studying outside Hong Kong (i.e. 3 061), 2 676 (87.4%) were pursuing bachelor's degree programmes. The remaining 238 (7.8%) and 147 (4.8%) were taking post-secondary programmes and other full-time programmes respectively. Analysed by place of study, 1 339 (43.7%) of the 3 061 S6 graduates were studying in the mainland of China, followed by the United Kingdom (647 or 21.1%), Australia (338 or 11.0%), Taiwan (309 or 10.1%), Canada (149 or 4.9%) and the United States of America (67 or 2.2%). (Table 2.3)

表2.3：按升學地區及修讀的課程類別劃分的在畢業年份在香港以外地區繼續修讀全日制課程的2024年中六畢業生人數

Table 2.3 : 2024 S6 Graduates Pursuing Full-time Study Outside Hong Kong in the Year of Graduation by Place of Study and Type of Programmes

升學地區 Place of Study	課程類別 Type of Programmes							
	學士學位課程 Bachelor's degree programmes		專上課程 Post-secondary programmes		其他全日制課程 Other full-time programmes		合計 All	
	人數 No.	百分比 Proportion (%)	人數 No.	百分比 Proportion (%)	人數 No.	百分比 Proportion (%)	人數 No.	百分比 Proportion (%)
中國內地 The mainland of China	1 240	46.3	64	26.9	35	23.8	1 339	43.7
英國 The United Kingdom	577	21.6	49	20.6	21	14.3	647	21.1
澳洲 Australia	267	10.0	44	18.5	27	18.4	338	11.0
台灣 Taiwan	305	11.4	**	**	**	**	309	10.1
加拿大 Canada	106	4.0	29	12.2	14	9.5	149	4.9
美國 The United States of America	53	2.0	**	**	**	**	67	2.2
其他 Others	128	4.8	37	15.5	47	32.0	212	6.9
總數 Total	2 676	100.0	238	100.0	147	100.0	3 061	100.0

註：數字反映2024年10月的情況。

\*\* 為使個別中六畢業生的資料得以保密，數字不予公布。

Notes: Figures refer to the position as at October 2024.

\*\* Figures are not released to safeguard confidentiality of information pertaining to individual S6 graduates.

