

“In Love We Share, In Love We Grow” Thematic Book Series
– Friendship is a Sheltering Tree –

(Pre-reading)

A) Teamwork

1. Do you prefer working in a team or by yourself? Why?

I prefer working in a team / by myself (* Circle your option.) because Accept any reasonable answers.

2. Reflect on your experience working with friends or classmates on a group project. Are there things you achieved together that would have been impossible to accomplish alone?



Accept any reasonable answers.

3. Have you ever worked with friends or classmates who didn't help out as much or at all? How did that make you feel, and what did you do about it?

Accept any reasonable answers.

(While-reading)

B) The Value of Friendship

What made Lucas understand the importance of friendship? As friends of Lucas, what qualities did Joe and Emma show?

1. Analyse how Emma and Joe helped Lucas understand the importance of friendship by completing the chart below.

*Circle the correct answers and use the words provided in the box to fill in the blanks.

apologised	caring	cleaned	comforted	grateful	helpful	indifferent
kind	on his own	prepared	refused	self-centred	supporting	tripped

BEFORE



- (i) Lucas refused to help Emma and Joe clean up the litter.
- (ii) He continued the expedition on his own, leaving Emma and Joe behind.
- (iii) He was indifferent and self-centred.

Lucas understood / did not understand* the importance of friendship and teamwork.

CHANGE



- (iv) Lucas tripped over a stone and was injured.
- (v) Joe and Emma comforted Lucas.
- (vi) They cleaned Lucas' wound and found a place for him to rest.
- (vii) They set up the tent and prepared the meal.


Lucas was touched by his friends who are kind, caring and helpful.

AFTER



- (viii) Lucas apologised for his behaviour.
- (ix) He realised the importance of having friends and the beauty of supporting each other.
- (x) He was grateful for Joe and Emma's help.

Lucas understood / did not understand* the importance of friendship and teamwork.



C) Sayings of Wisdom

1. Find a metaphor for friendship from the story.

Friendship is a sheltering tree.



2. Give one example from the story that illustrates the metaphor.

Joe helped Emma to clean up the litter // Joe and Emma continued their group assignment while Lucas rested from his injury // Joe and Emma helped Lucas treat his wound.



3. What did Emma mean when she said “Many hands make light work”?

Working together can make things easier. Friends help each other with tasks, which makes those tasks more fun and manageable. This teamwork not only makes the work lighter but also brings friends closer, builds trust and turns tough times into good memories.

4. Think back to fun times you have spent with your friends. Can you remember moments that show the meaning behind these sayings of wisdom? Share your stories below.



Accept any reasonable answers.

(Post-reading)

D) Dialogue Tags

Dialogue tags, also known as speech tags, are verbs or phrases used to identify the speaker in a conversation. These tags can appear before, after or even in the middle of the spoken words. They are useful for conveying the speaker's tone, emotions or manner of speaking.

1. Identify the dialogue tags used on pp.16-17 and pp.24-26.

verb	verb + adverb	verb + with + noun
exclaimed (p.24) moaned (p.24) added (p.26) apologised (p.26)	voiced hastily (p.17) said reassuringly (p.26)	said with delight (p.16)

2. Complete the summary cloze using the dialogue tags from the table above.

As Lucas frantically searched his room, he (i) voiced hastily, "I can't believe I lost your favourite book!"

Joe smiled and (ii) said reassuringly, "It's alright, Lucas. We can look for it together!"

"I'm so sorry, Joe," (iii) apologised Lucas.

They rummaged through the piles of clothes and books. Lucas walked around the room and (iv) moaned, "Where can it be?"

Suddenly, Joe (v) exclaimed, "Look! There it is, under the bed!"

Lucas' face lit up and he (vi) said with delight, "We found it! I was so worried!"

Joe (vii) added, "I knew we'd find it eventually."



E) Resolving Disagreement

Although Lucas refused to clean up the litter, Joe and Emma did not get mad at Lucas or argue with him. They continued to show their care and support for Lucas when he was injured.

1. In pairs, discuss the following questions with your partner.

- (i) Would you respond the same way as Joe and Emma? Why or why not?
- (ii) Recall an incident when you disagreed with your friend. Describe what happened and how it ended.
- (iii) Did your relationship change after the incident? If given another chance, how would you resolve the conflict? The following STAND Conflict Resolution framework may be helpful.

STAND Conflict Resolution*

Your Reflection

Stop and calm down

- stay calm and manage your feelings




Talk about the problem

- take turns to explain the problem and how you want to fix it
- listen attentively when the other is speaking
- use “I” to share your thoughts and feelings




Ask for alternatives

- brainstorm options for resolving the conflict




Narrow the choices

- get rid of choices that are not okay for both of you
- avoid choices that are unsafe or against rules



Decide on the best solution

- think about what will happen with each choice you consider
- weigh the pros and cons of each choice



*Borba, M. (2014, March 26). *Conflict resolution for kids*.

<https://micheleborba.com/building-moral-intelligence-and-character/michele-borba-blog-teaching-kids-to-solve-conflicts-peacefully/>