


PAPER CUTOUT

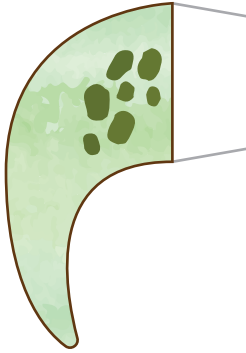
Inspired by the Aesop's fable *The Tortoise and the Hare*:
the story of the tortoise teaches us that determination and
resilience lead to lasting success.




(A)




(B1)



(B2)



(C)



Sayings
of Wisdom

RESILIENCE

"Finite to fail, but
infinite to venture."

(Emily Dickinson)

INSTRUCTIONS

Inspired by the Aesop's fable *The Tortoise and the Hare*: the story of the tortoise teaches us that determination and resilience lead to lasting success.

YOU WILL NEED:

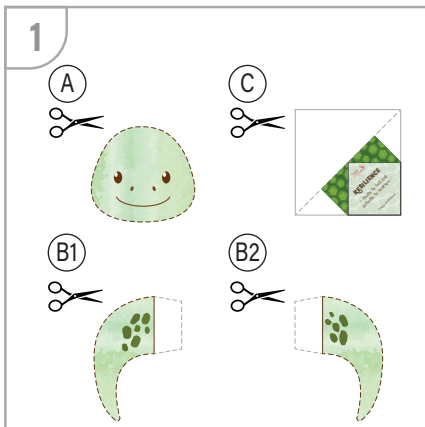
- The paper cutout
- Scissors
- Glue

Video Tutorial

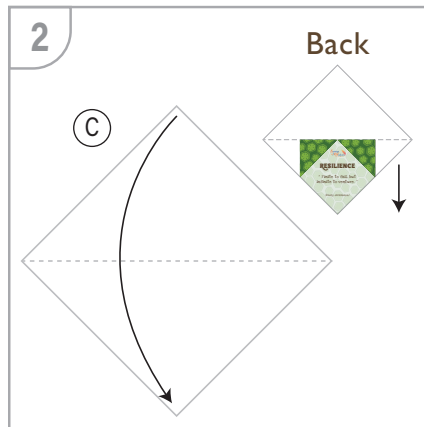


<https://www.edb.gov.hk/Readathon>

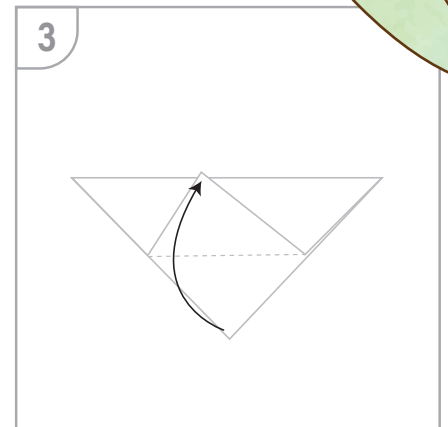
STEPS:



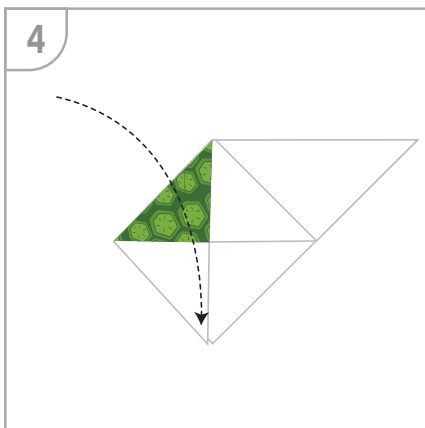
Cut the square piece of paper and body parts.



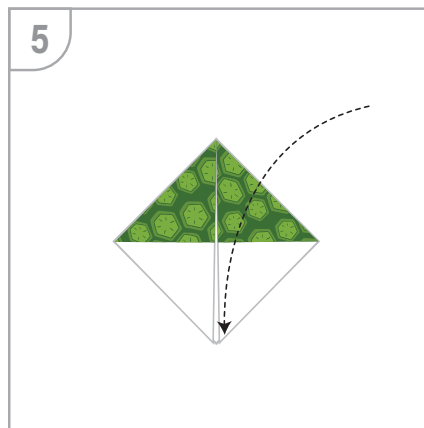
Fold in half to make a triangle.



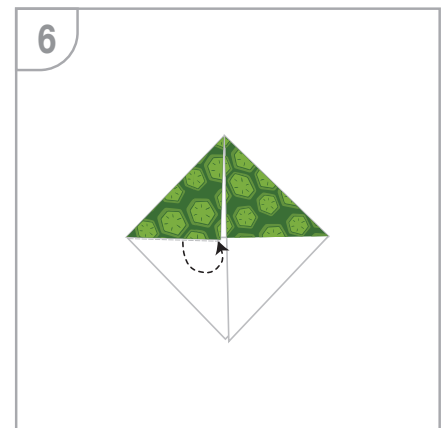
Fold the bottom corner up to touch the top edge.



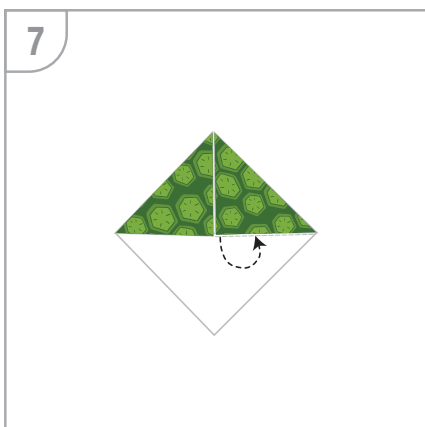
Fold the top left corner down to the bottom point.



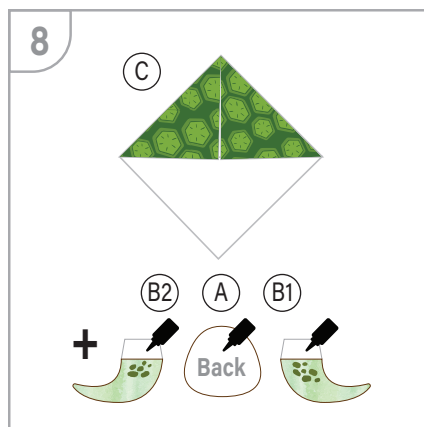
Fold the top right corner down to the bottom point.




Fold the bottom left corner inwards and hide it behind the top left triangle.




Fold the bottom right corner inwards and hide it behind the top right triangle.



Glue the body parts to finish.



Yay! Your bookmark is now ready.



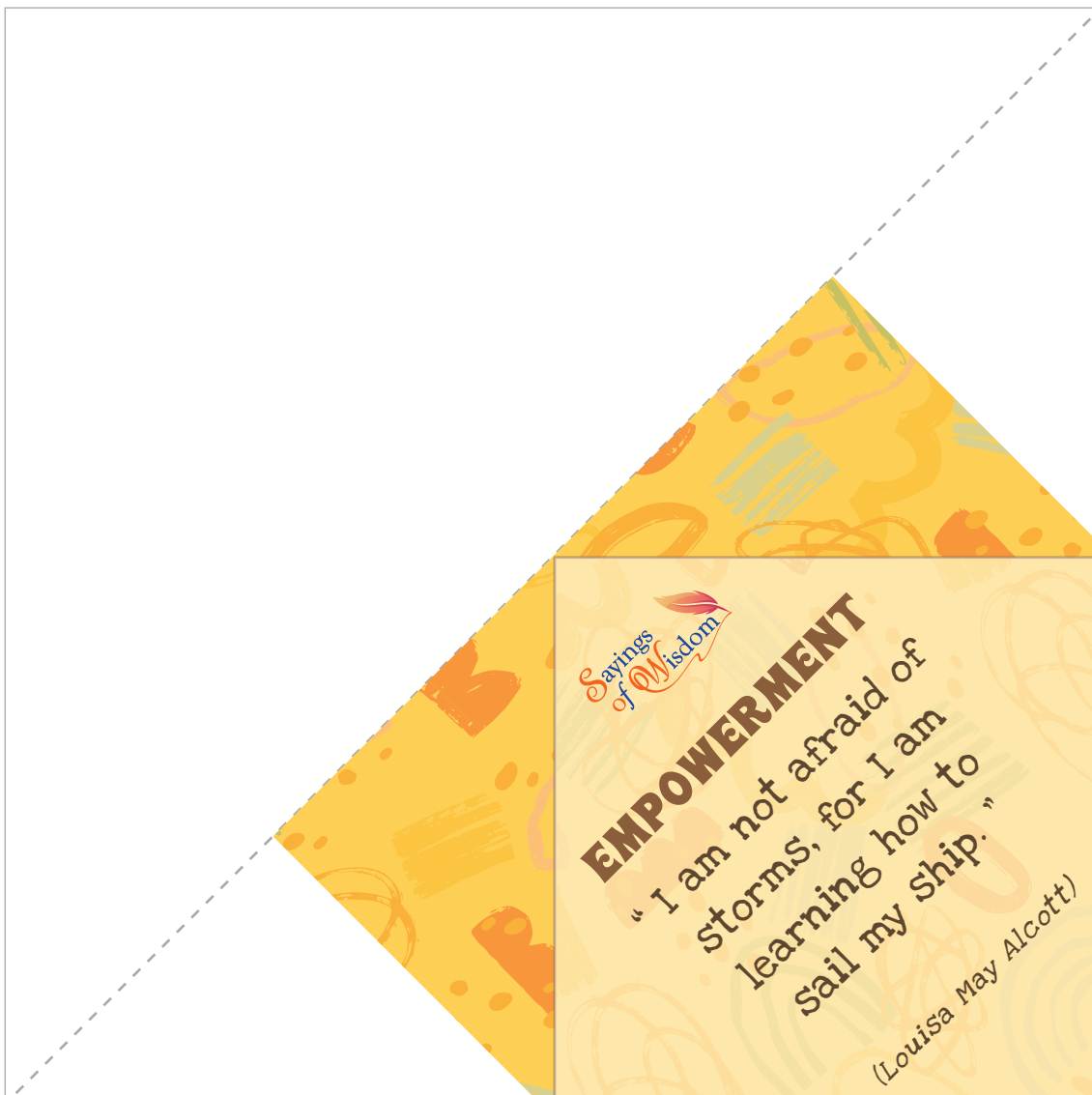
PAPER CUTOUT

Inspired by C.S. Lewis's *The Chronicles of Narnia*: the selfless sacrifice of the lion Aslan empowers others to embrace their true potential and stand up for what is right, demonstrating that goodness can triumph over darkness.

(A)



(B)



INSTRUCTIONS

Inspired by C.S. Lewis's *The Chronicles of Narnia*: the selfless sacrifice of the lion Aslan empowers others to embrace their true potential and stand up for what is right, demonstrating that goodness can triumph over darkness.

YOU WILL NEED:

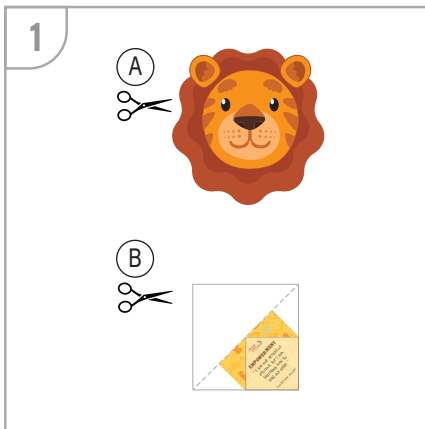
- The paper cutout
- Scissors
- Glue

Video Tutorial

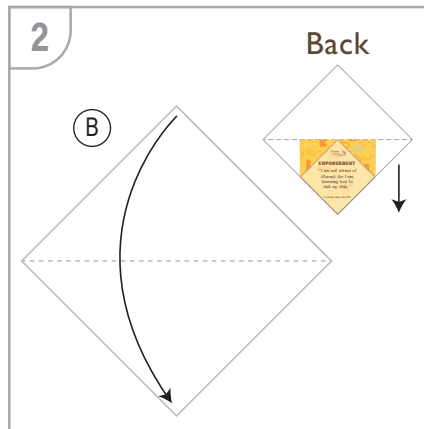


<https://www.edb.gov.hk/Readathon>

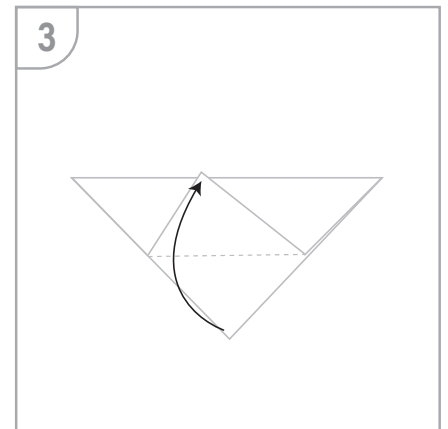
STEPS:



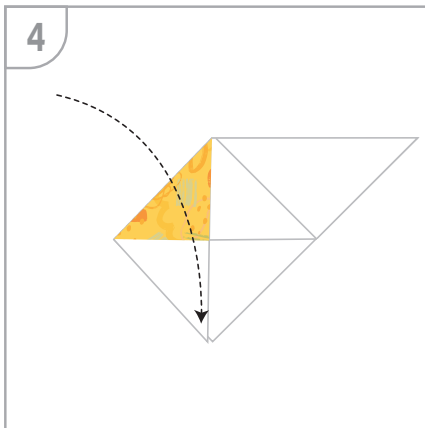
Cut the square piece of paper and lion's head.



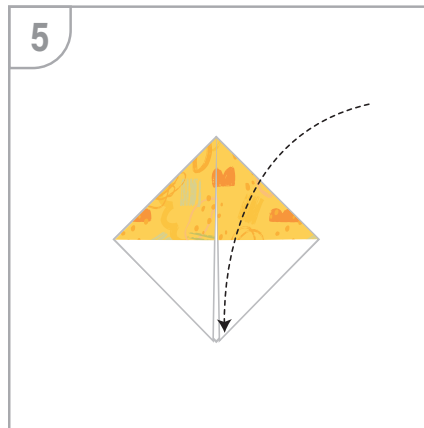
Fold in half to make a triangle.



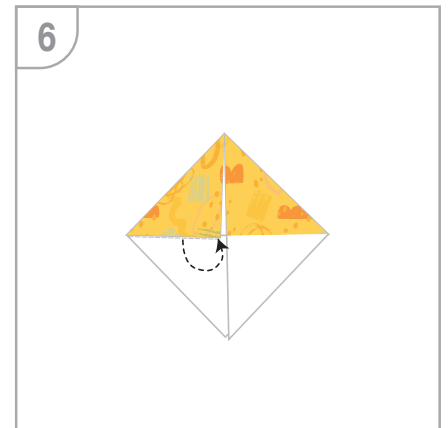
Fold the bottom corner up to touch the top edge.



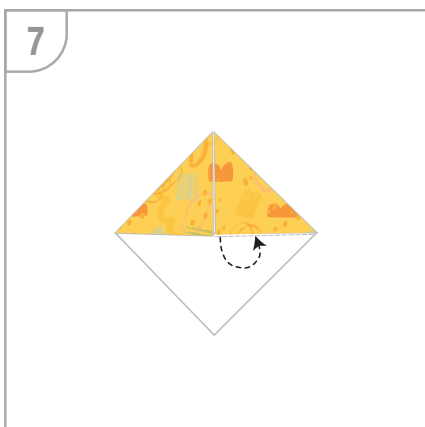
Fold the top left corner down to the bottom point.



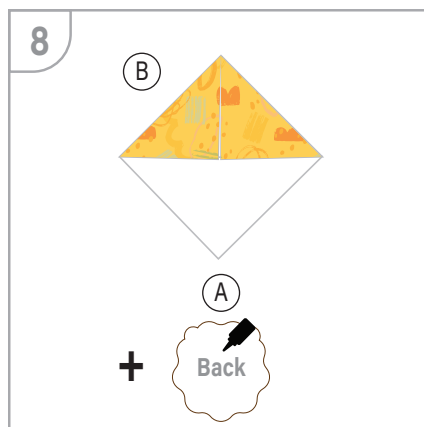
Fold the top right corner down to the bottom point.



Fold the bottom left corner inwards and hide it behind the top left triangle.



Fold the bottom right corner inwards and hide it behind the top right triangle.



Glue the lion's head to finish.



Yay! Your bookmark is now ready.

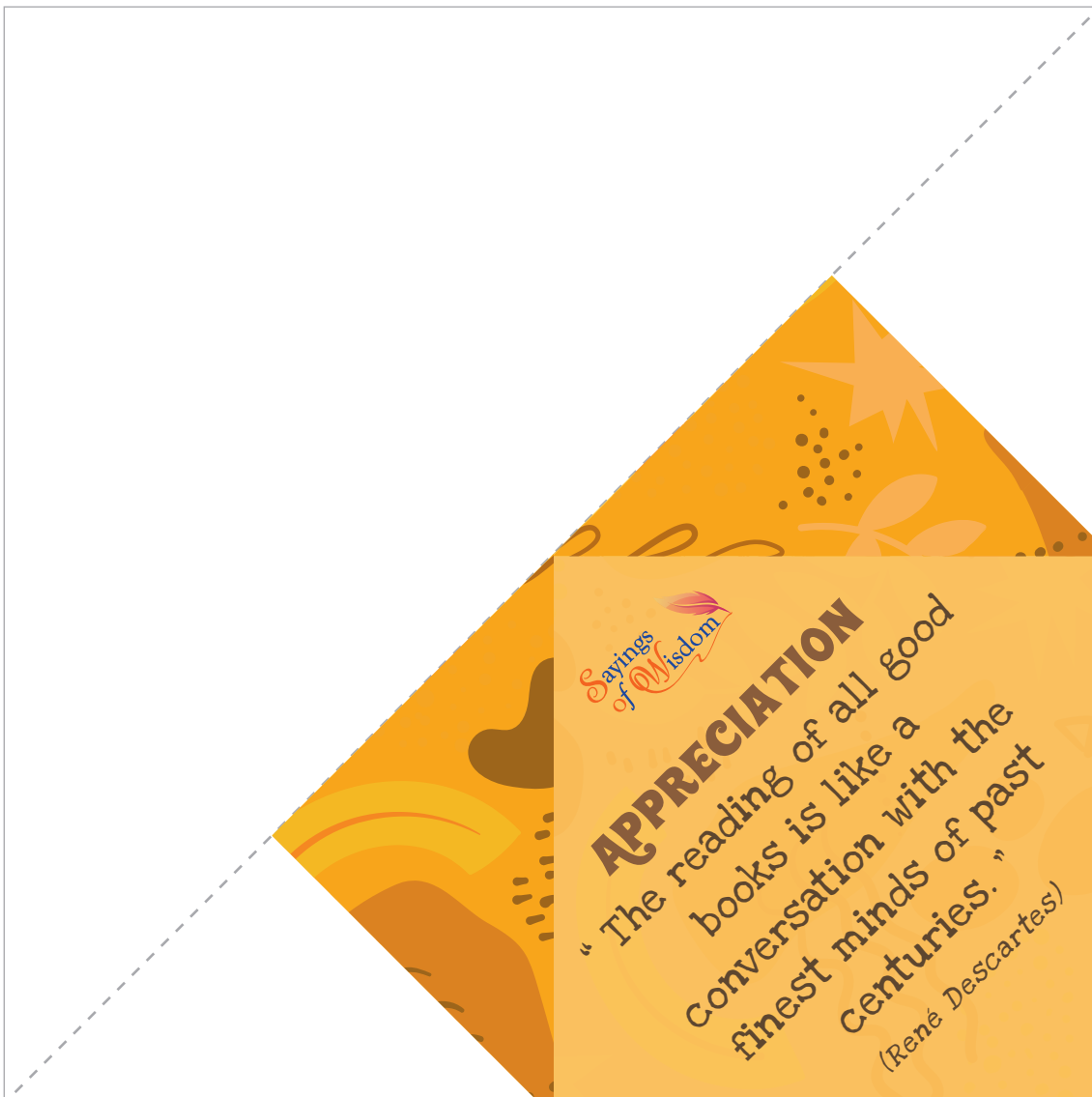
PAPER CUTOUT

Inspired by Antoine de Saint-Exupéry's *The Little Prince*: the fox teaches us that true appreciation comes from forming strong connections with others and looking beyond appearances, as what truly matters is often invisible.

(A)



(B)



Sayings
of Wisdom

APPRECIATION
"The reading of all good
books is like a
conversation with the
finest minds of past
centuries."
(René Descartes)

INSTRUCTIONS

Inspired by Antoine de Saint-Exupéry's *The Little Prince*: the fox teaches us that true appreciation comes from forming strong connections with others and looking beyond appearances, as what truly matters is often invisible.

YOU WILL NEED:

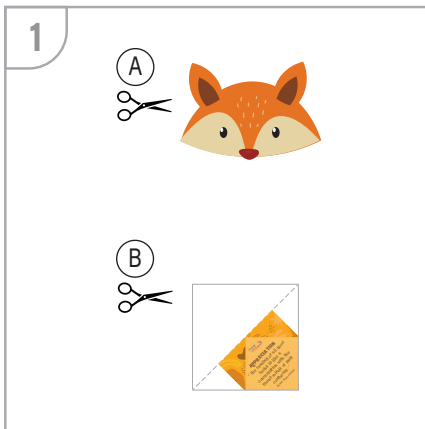
- The paper cutout
- Scissors
- Glue

Video Tutorial

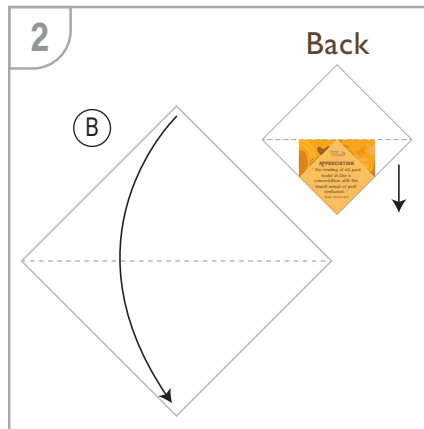


<https://www.edb.gov.hk/Readathon>

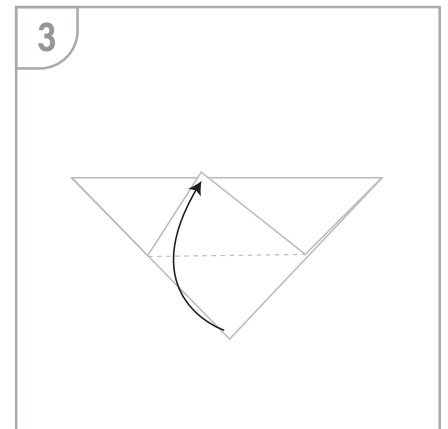
STEPS:



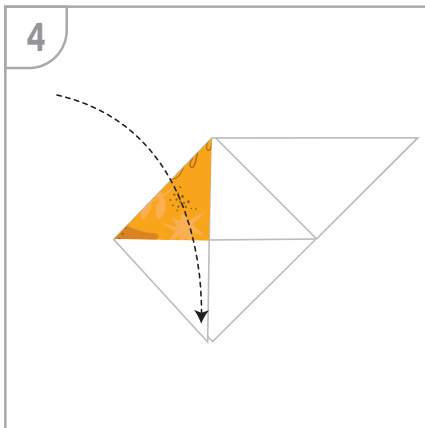
Cut the square piece of paper and fox's head.



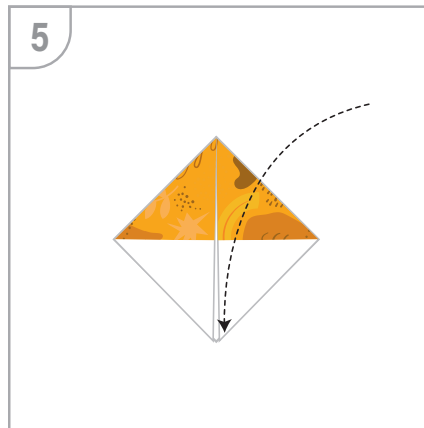
Fold in half to make a triangle.



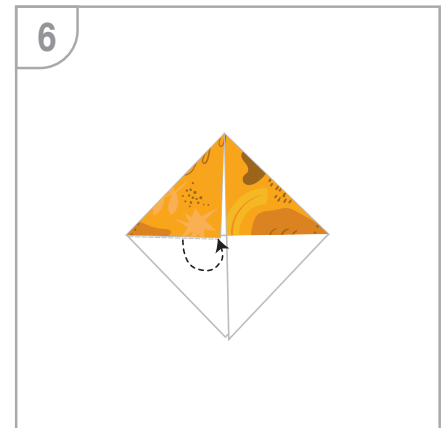
Fold the bottom corner up to touch the top edge.



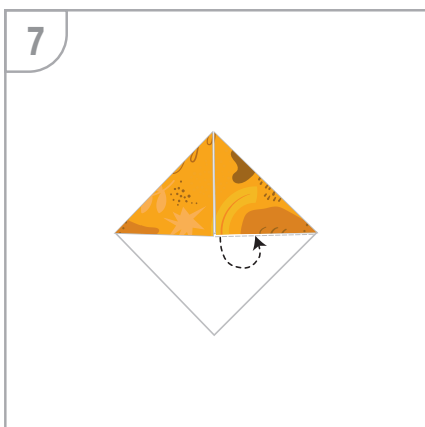
Fold the top left corner down to the bottom point.



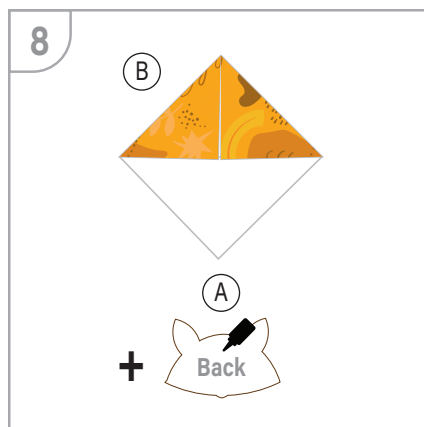
Fold the top right corner down to the bottom point.




Fold the bottom left corner inwards and hide it behind the top left triangle.



Fold the bottom right corner inwards and hide it behind the top right triangle.



Glue the fox's head to finish.



Yay! Your bookmark is now ready.

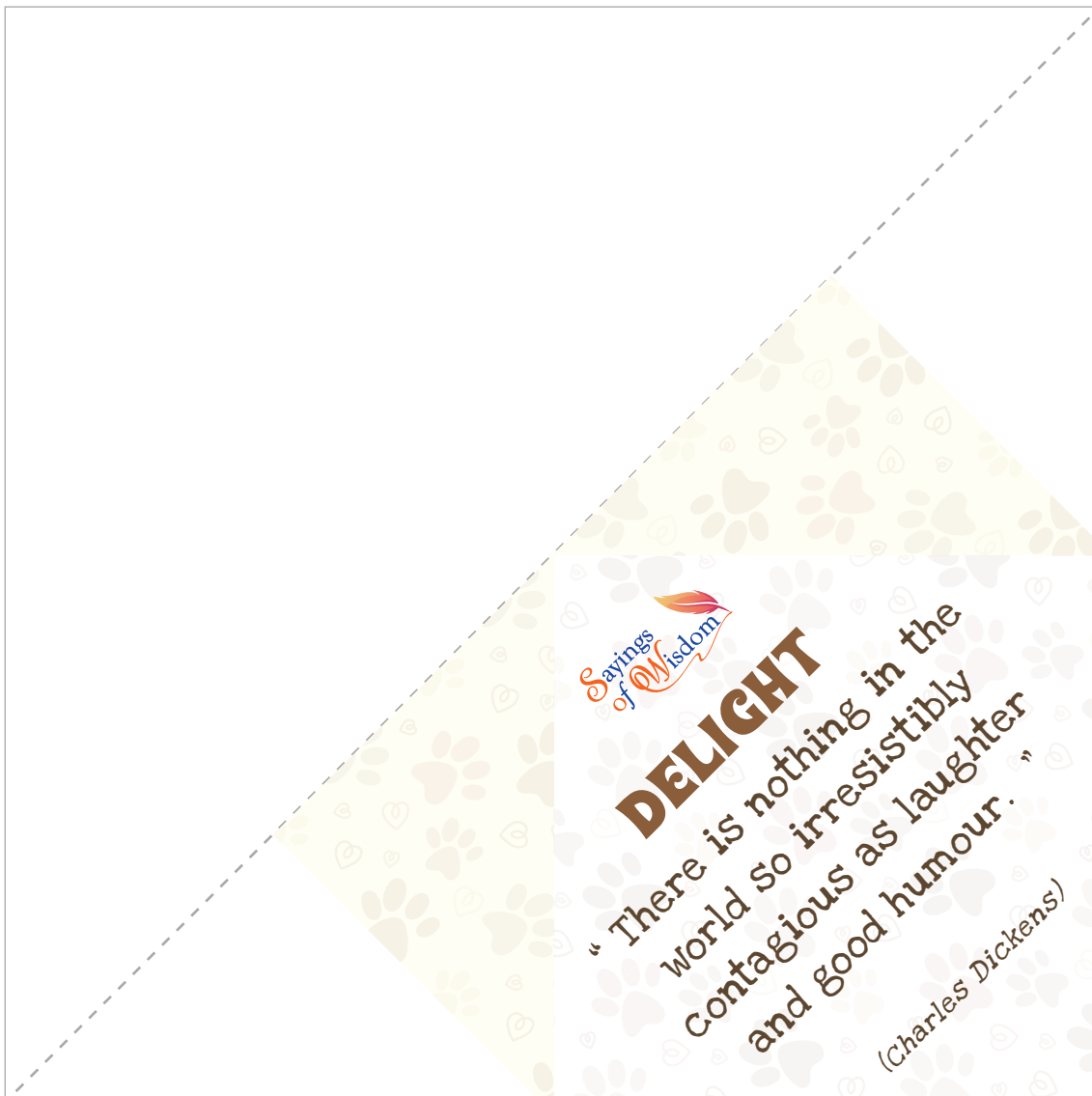
PAPER CUTOUT

Inspired by Lewis Carroll's *Alice's Adventures in Wonderland*: the iconic grin of the Cheshire Cat reminds us that delight can be found in unexpected moments and conversations.

(A)



(B)



INSTRUCTIONS

Inspired by Lewis Carroll's *Alice's Adventures in Wonderland*: the iconic grin of the Cheshire Cat reminds us that delight can be found in unexpected moments and conversations.

YOU WILL NEED:

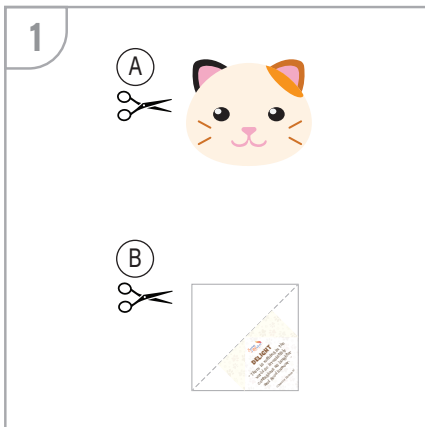
- The paper cutout
- Scissors
- Glue

Video Tutorial

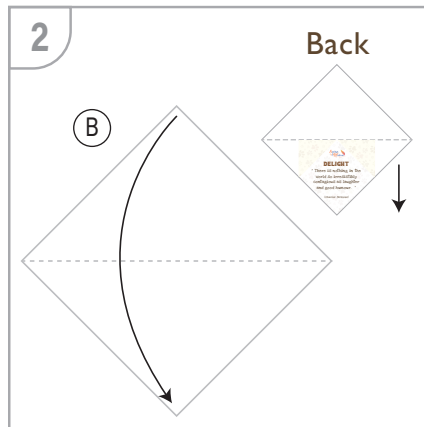


<https://www.edb.gov.hk/Readathon>

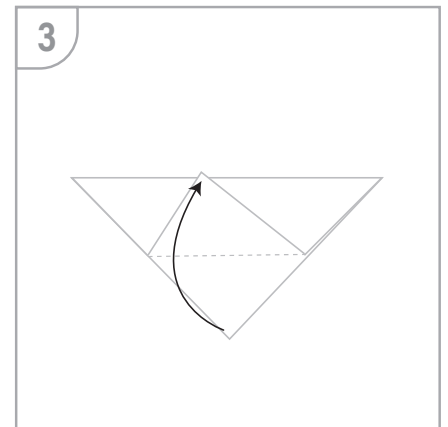
STEPS:



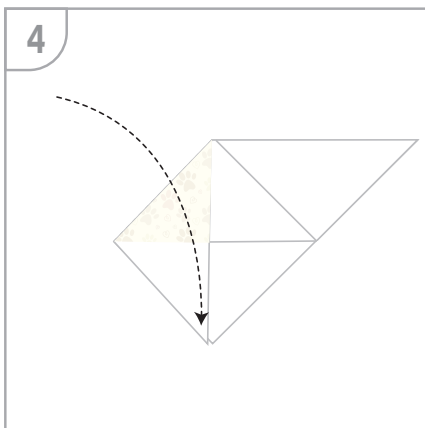
Cut the square piece of paper and cat's head.



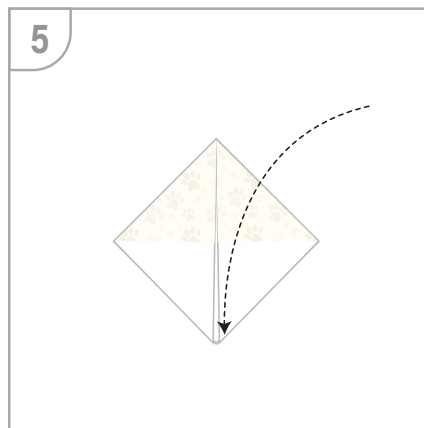
Fold in half to make a triangle.



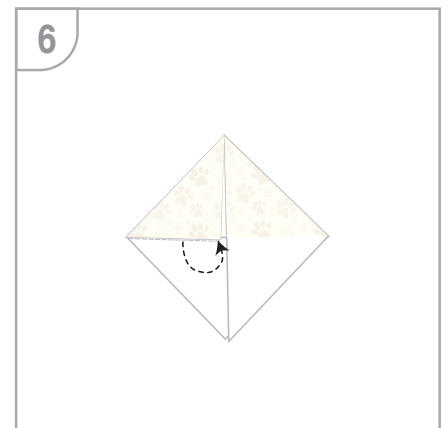
Fold the bottom corner up to touch the top edge.



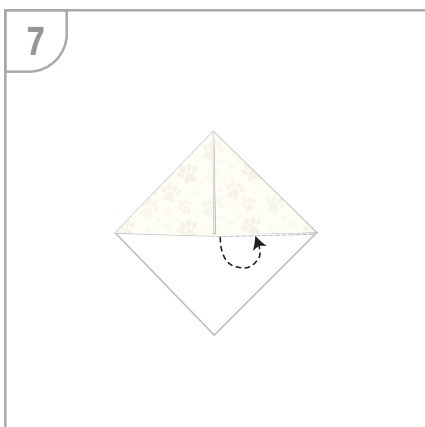
Fold the top left corner down to the bottom point.



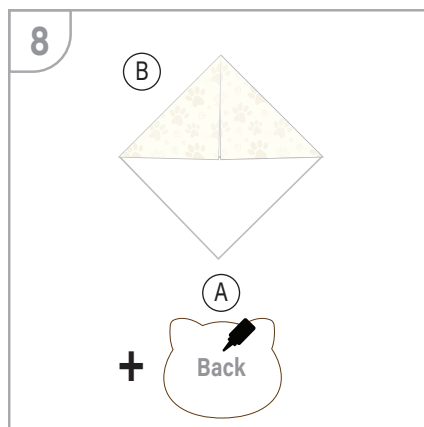
Fold the top right corner down to the bottom point.




Fold the bottom left corner inwards and hide it behind the top left triangle.



Fold the bottom right corner inwards and hide it behind the top right triangle.



Glue the cat's head to finish.



Yay! Your bookmark is now ready.


PAPER CUTOUT

Reading nurtures positive thinking and sharpens our English skills, empowering us to face adversity while fostering resilience and gratitude in our hearts.

(A)



(B)



INSTRUCTIONS

Reading nurtures positive thinking and sharpens our English skills, empowering us to face adversity while fostering resilience and gratitude in our hearts.

YOU WILL NEED:

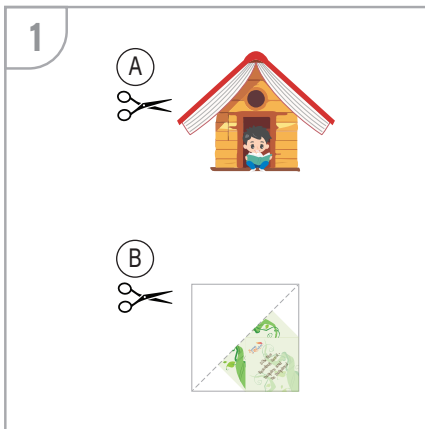
- The paper cutout
- Scissors
- Glue

Video Tutorial

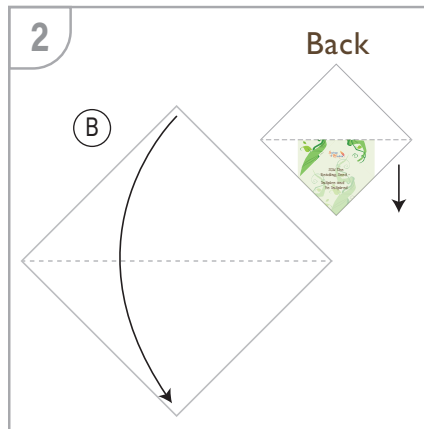


<https://www.edb.gov.hk/Readathon>

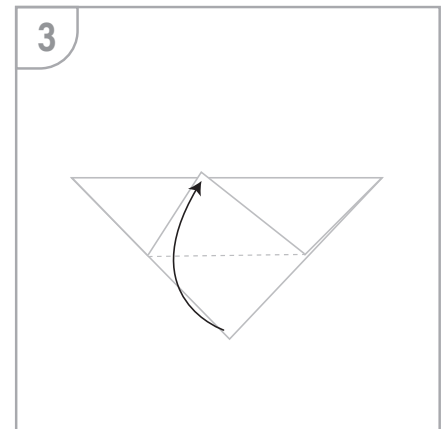
STEPS:



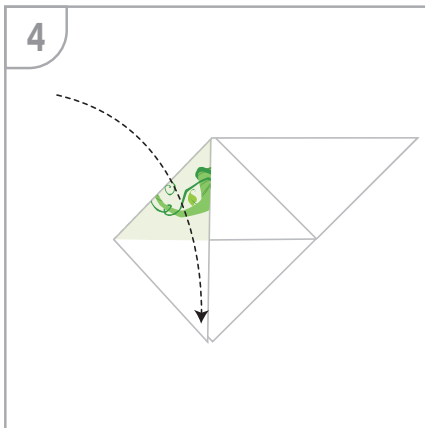
Cut the square piece of paper and tree house.



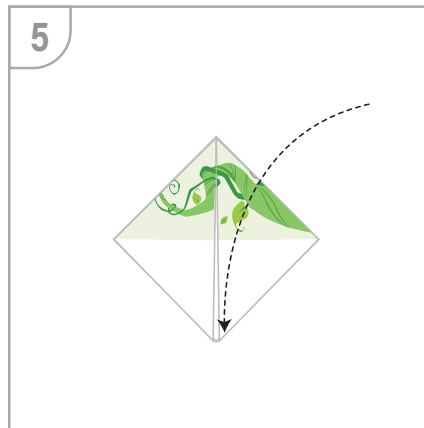
Fold in half to make a triangle.



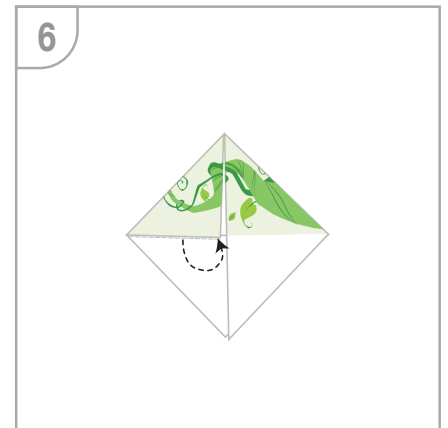
Fold the bottom corner up to touch the top edge.



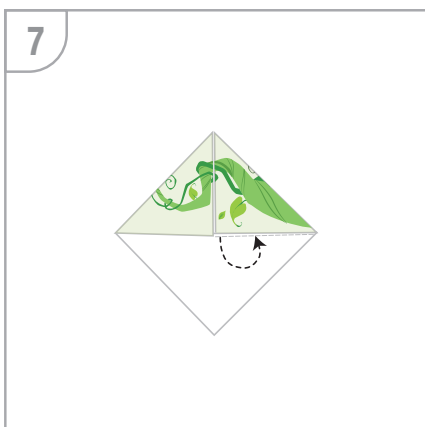
Fold the top left corner down to the bottom point.



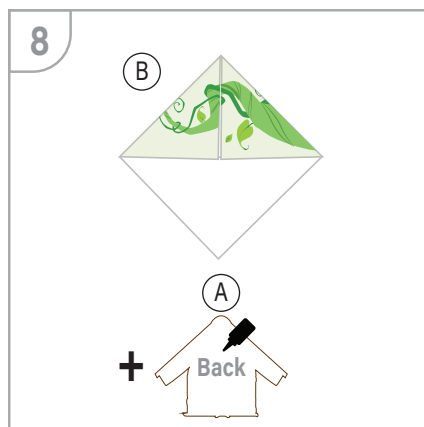
Fold the top right corner down to the bottom point.



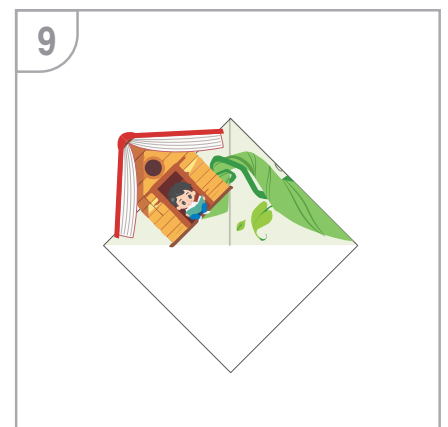
Fold the bottom left corner inwards and hide it behind the top left triangle.



Fold the bottom right corner inwards and hide it behind the top right triangle.





Glue the tree house to finish.



Yay! Your bookmark is now ready.

PAPER CUTOUT

Inspired by the Aesop's fable *The Tortoise and the Hare*: the story of the tortoise teaches us that determination and resilience lead to lasting success.



INSTRUCTIONS

Inspired by the Aesop's fable *The Tortoise and the Hare*: the story of the tortoise teaches us that determination and resilience lead to lasting success.

YOU WILL NEED:

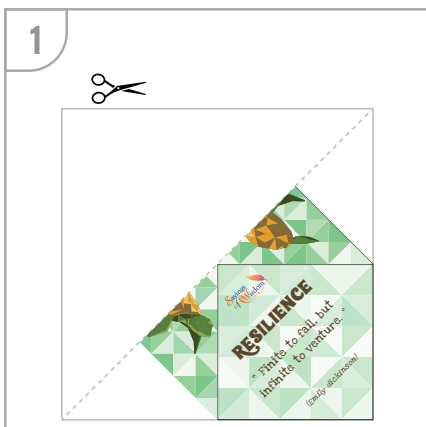
- The paper cutout
- Scissors

Video Tutorial

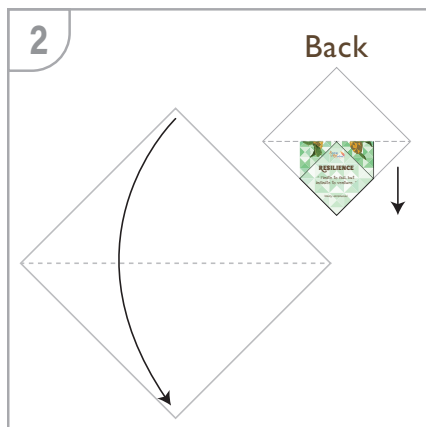


<https://www.edb.gov.hk/Readathon>

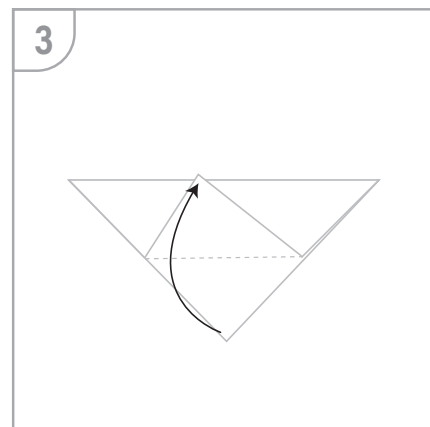
STEPS:



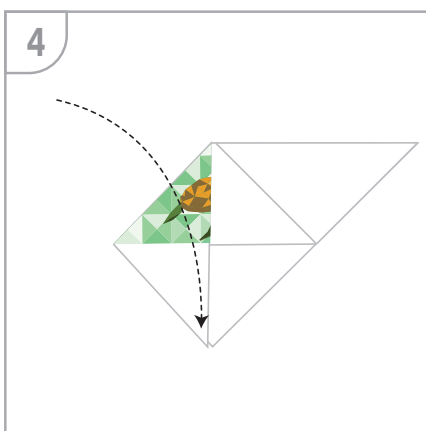
Cut the square piece of paper.



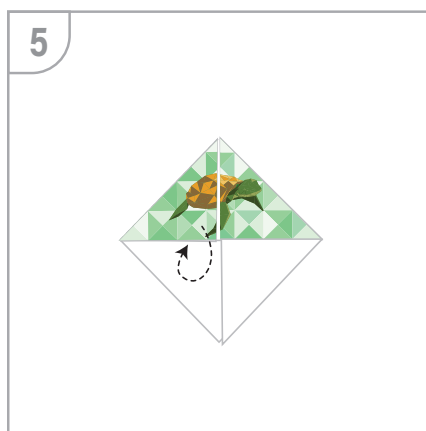
Fold in half to make a triangle.



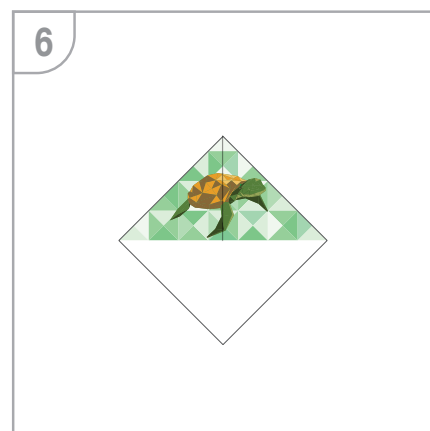
Fold the bottom corner up to touch the top edge.



Fold the top corners down to the bottom point.



Fold both bottom corners inwards and hide them behind the triangles.

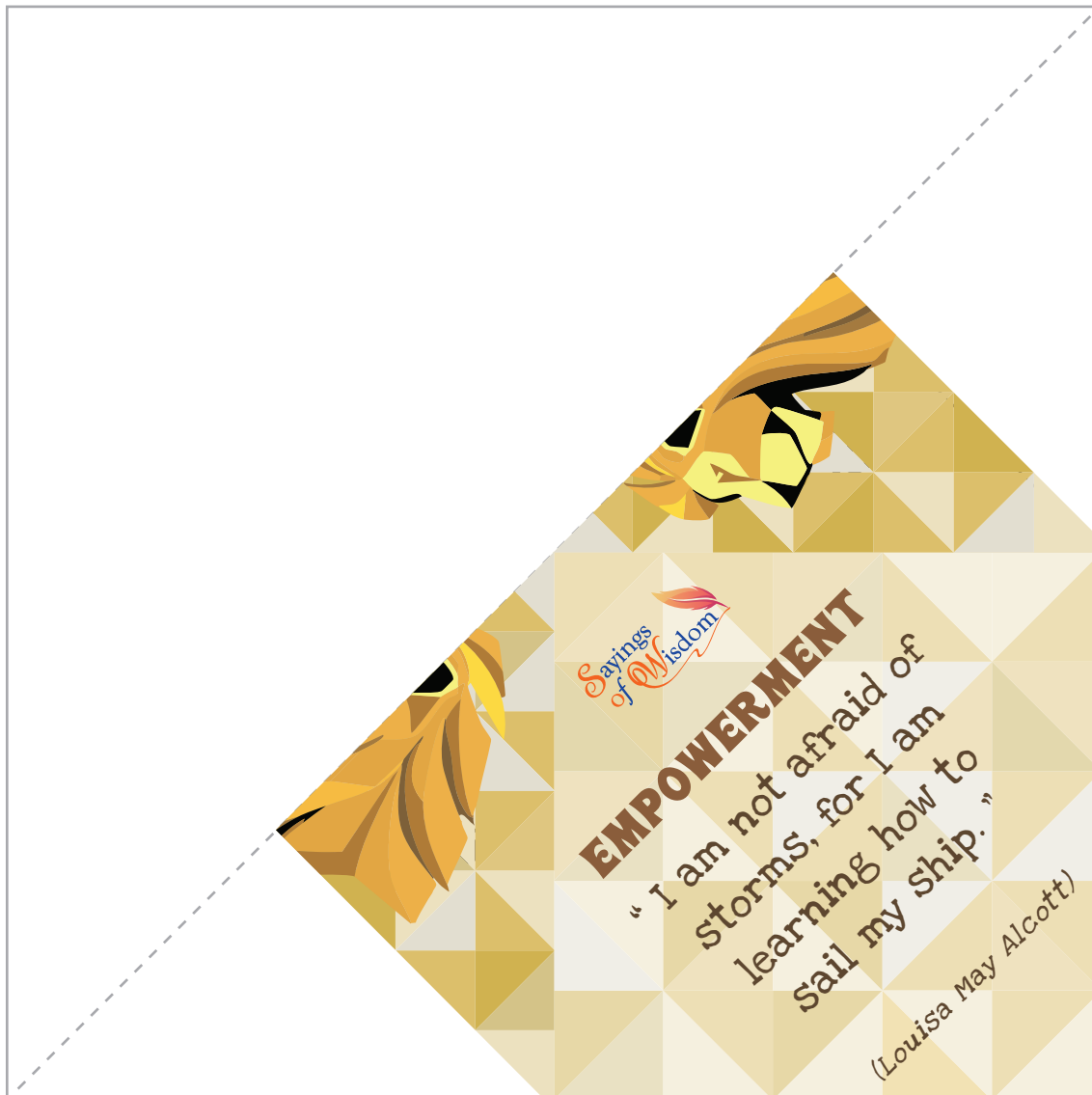


Yay! Your bookmark is now ready.



PAPER CUTOUT

Inspired by C.S. Lewis's *The Chronicles of Narnia*: the selfless sacrifice of the lion Aslan empowers others to embrace their true potential and stand up for what is right, demonstrating that goodness can triumph over darkness.



INSTRUCTIONS

Inspired by C.S. Lewis's *The Chronicles of Narnia*: the selfless sacrifice of the lion Aslan empowers others to embrace their true potential and stand up for what is right, demonstrating that goodness can triumph over darkness.

YOU WILL NEED:

- The paper cutout
- Scissors

Video Tutorial

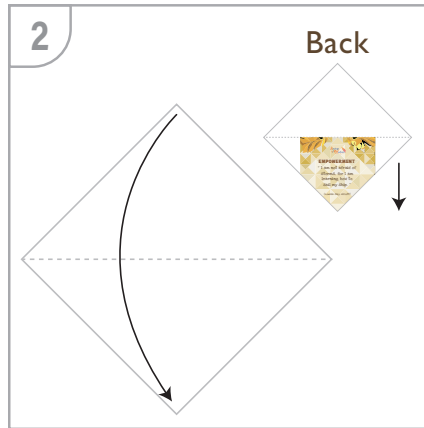


<https://www.edb.gov.hk/Readathon>

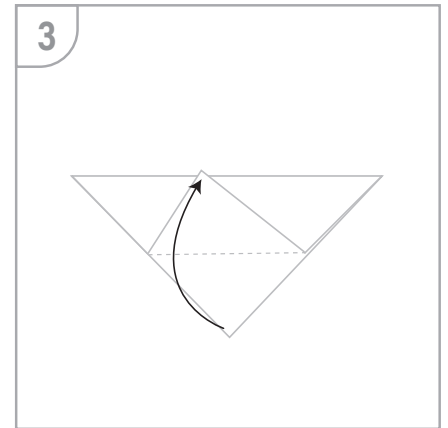
STEPS:



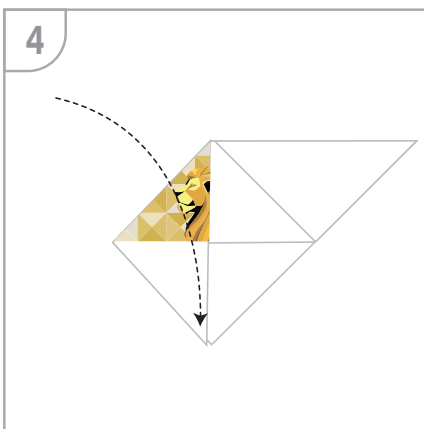
Cut the square piece of paper.



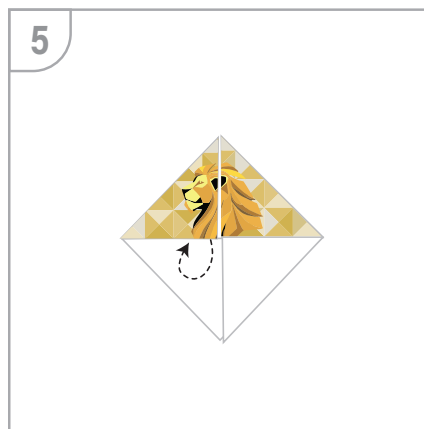
Fold in half to make a triangle.



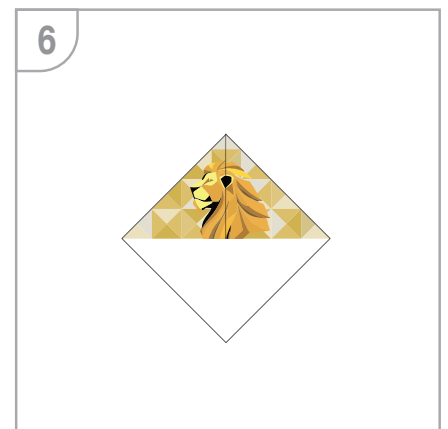
Fold the bottom corner up to touch the top edge.



Fold the top corners down to the bottom point.



Fold both bottom corners inwards and hide them behind the triangles.



Yay! Your bookmark is now ready.



PAPER CUTOUT

Inspired by Antoine de Saint-Exupéry's *The Little Prince*: the fox teaches us that true appreciation comes from forming strong connections with others and looking beyond appearances, as what truly matters is often invisible.



SAYINGS
OF WISDOM

APPRECIATION
“The reading of all good
books is like a
conversation with the
finest minds of past
centuries.”
(René Descartes)

INSTRUCTIONS



Inspired by Antoine de Saint-Exupéry's *The Little Prince*: the fox teaches us that true appreciation comes from forming strong connections with others and looking beyond appearances, as what truly matters is often invisible.

YOU WILL NEED:

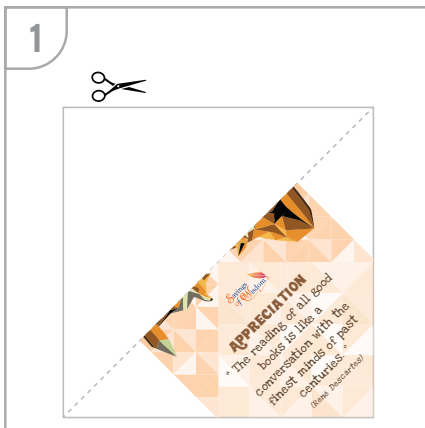
- The paper cutout
- Scissors

Video Tutorial

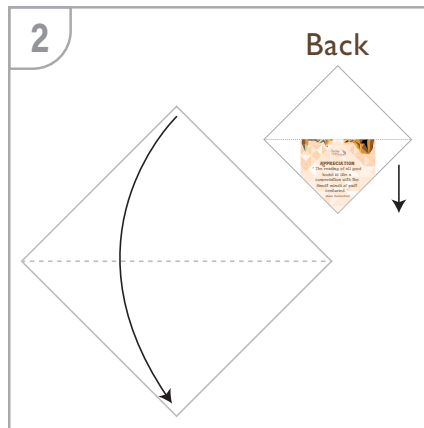


<https://www.edb.gov.hk/Readathon>

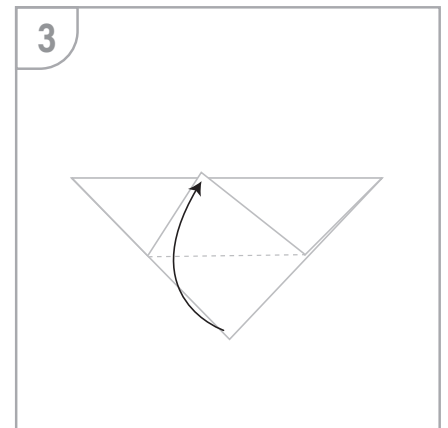
STEPS:



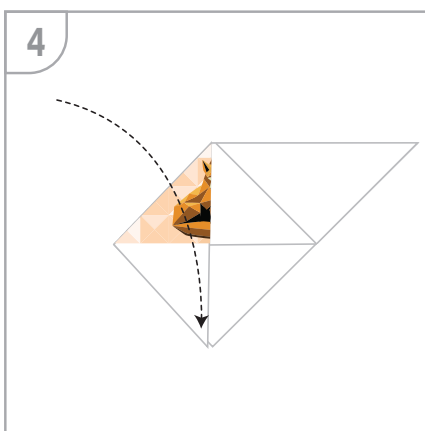
Cut the square piece of paper.



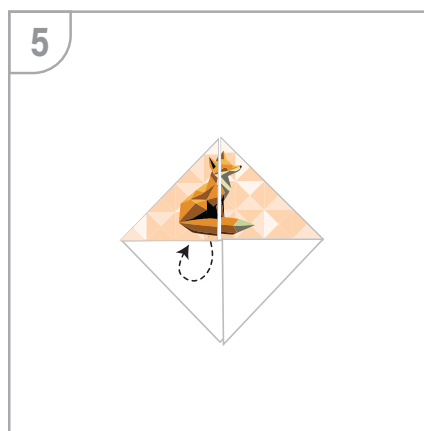
Fold in half to make a triangle.



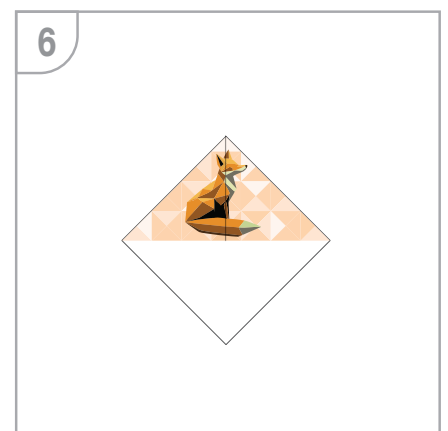
Fold the bottom corner up to touch the top edge.



Fold the top corners down to the bottom point.



Fold both bottom corners inwards and hide them behind the triangles.



Yay! Your bookmark is now ready.

PAPER CUTOUT

Inspired by Lewis Carroll's *Alice's Adventures in Wonderland*, the iconic grin of the Cheshire Cat reminds us that delight can be found in unexpected moments and conversations.



INSTRUCTIONS

Inspired by Lewis Carroll's *Alice's Adventures in Wonderland*, the iconic grin of the Cheshire Cat reminds us that delight can be found in unexpected moments and conversations.

YOU WILL NEED:

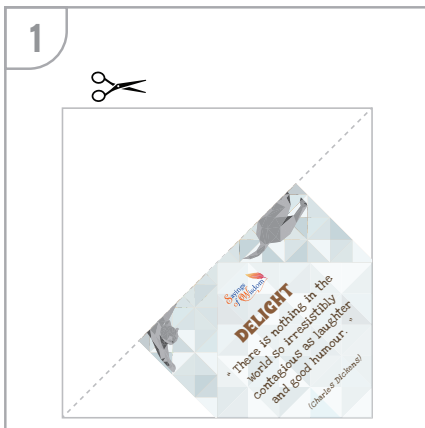
- The paper cutout
- Scissors

Video Tutorial

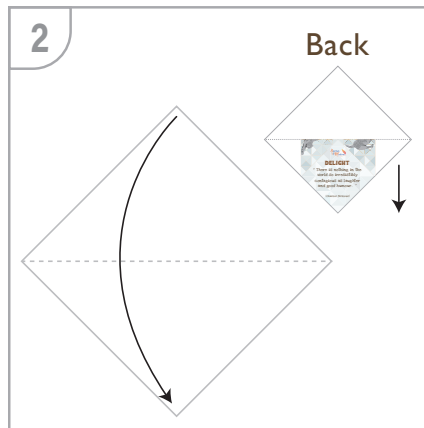


<https://www.edb.gov.hk/Readathon>

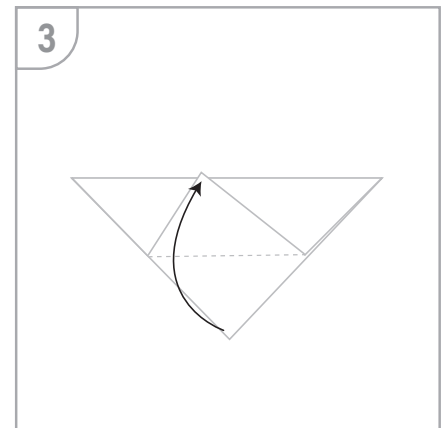
STEPS:



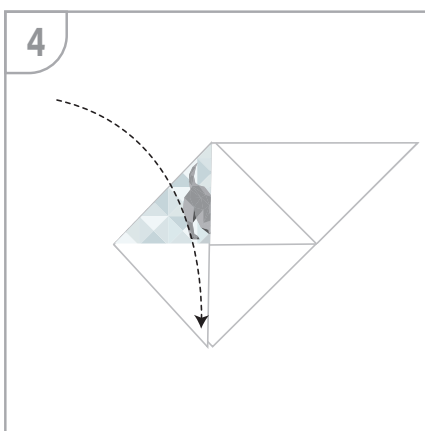
Cut the square piece of paper.



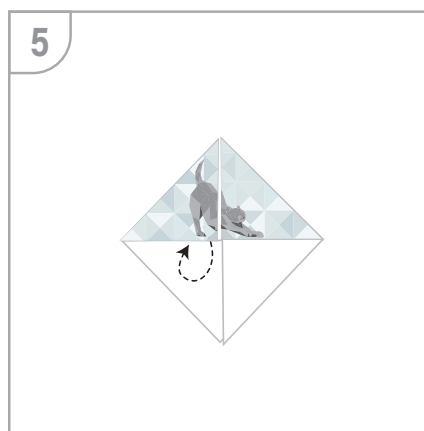
Fold in half to make a triangle.



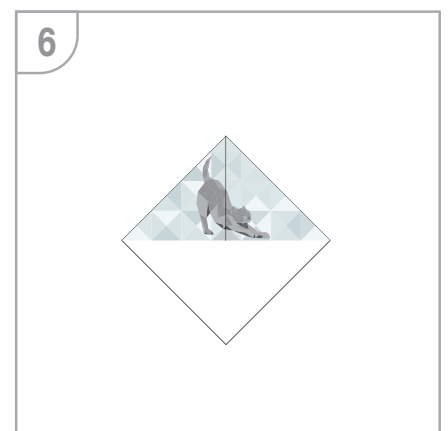
Fold the bottom corner up to touch the top edge.



Fold the top corners down to the bottom point.




Fold both bottom corners inwards and hide them behind the triangles.



Yay! Your bookmark is now ready.

PAPER CUTOUT

Reading nurtures positive thinking and sharpens our English skills, empowering us to face adversity while fostering resilience and gratitude in our hearts.



INSTRUCTIONS

Reading nurtures positive thinking and sharpens our English skills, empowering us to face adversity while fostering resilience and gratitude in our hearts.



YOU WILL NEED:

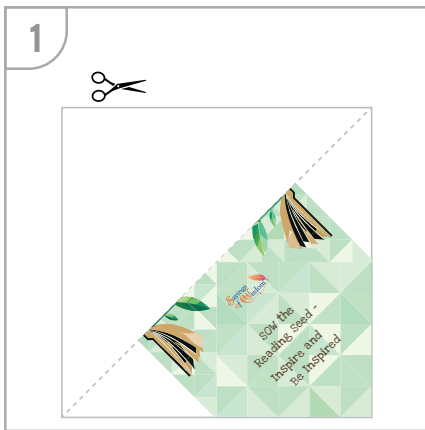
- The paper cutout
- Scissors

Video Tutorial

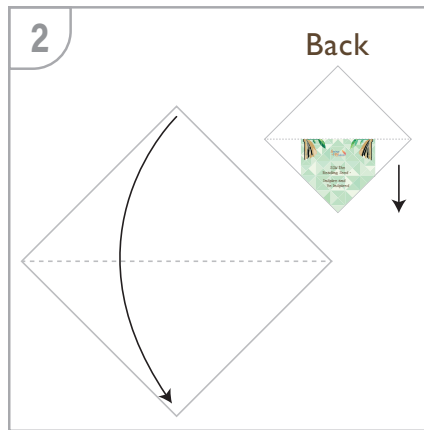


<https://www.edb.gov.hk/Readathon>

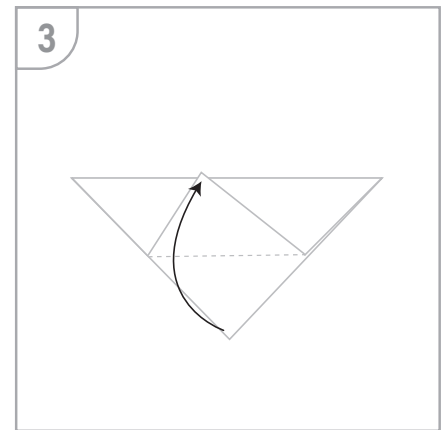
STEPS:



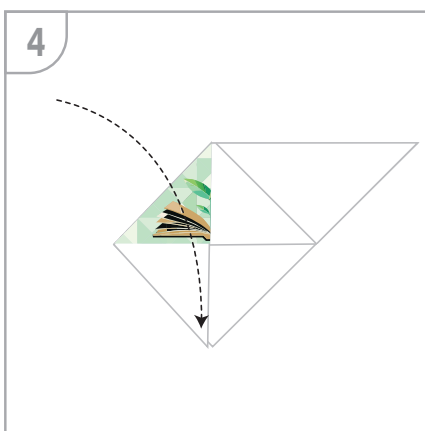
Cut the square piece of paper.



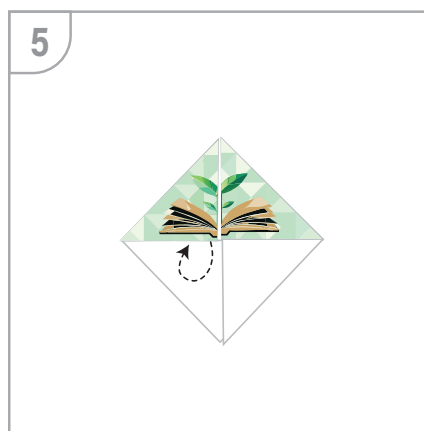
Fold in half to make a triangle.




Fold the bottom corner up to touch the top edge.



Fold the top corners down to the bottom point.



Fold both bottom corners inwards and hide them behind the triangles.



Yay! Your bookmark is now ready.