

## **LPF Listening Exemplar**

### **Merry Christmas**

#### **Task Description**

In this listening activity, students listened to a conversation in which the shop assistant was helping Peter's mum to choose some Christmas presents.

#### **Preparation**

Before the listening activity, the teacher introduced the topic by eliciting students' personal experience of shopping for Christmas presents by asking the following questions:



- Do you like shopping?
- Do you go shopping for Christmas presents?
- What presents do you buy for your friends at Christmas?
- Have you got any presents from your family or friends at Christmas? What are they?




**Learning Outcomes: CVO '2**

**CVO 2**

**Understanding some information, ideas and feelings in short simple texts, using some listening strategies as appropriate**

Peter's mother is choosing Christmas presents at a shop. Listen to the conversation and tick the correct boxes.

<b>Questions</b>	<b>When students respond to the questions appropriately, they can:</b>
<p>1. What does the friend of Peter's mother look like?</p> <p><input checked="" type="checkbox"/> a.      <input type="checkbox"/> b.      <input type="checkbox"/> c.</p> 	<p>L2</p> <ul style="list-style-type: none"><li>locate key words in the text, e.g. 'tall', 'thin'</li></ul>
<p>2. Which blouse does Peter's mother buy?</p> <p><input type="checkbox"/> a.      <input type="checkbox"/> b.      <input checked="" type="checkbox"/> c.</p> 	<p>L2</p> <ul style="list-style-type: none"><li>locate key words in the text, e.g. 'with flowers'</li></ul>

<p>3. How much is the blouse?</p> <p><input type="checkbox"/> a.      <input checked="" type="checkbox"/> b.      <input type="checkbox"/> c.</p> 	<p>CVO '2</p> <ul style="list-style-type: none"> <li>identify familiar words, e.g. 'fifty', 'thirteen', 'thirty', by recognising some consonant and vowel sounds</li> </ul>
<p>4. What size is the jacket?</p> <p><input type="checkbox"/> a.      <input checked="" type="checkbox"/> b.      <input type="checkbox"/> c.</p> 	<p>CVO '2</p> <ul style="list-style-type: none"> <li>locate key words in the text, e.g. 'size forty'</li> <li>identify familiar words, e.g. 'fourteen', 'forty', by recognising some vowel sounds</li> </ul>
<p>5. How much is the jacket?</p> <p><input type="checkbox"/> a.      <input type="checkbox"/> b.      <input checked="" type="checkbox"/> c.</p> 	<p>ATM 2</p> <ul style="list-style-type: none"> <li>locate key words in the text, e.g. 'one hundred and eighty-nine dollars'</li> </ul>

## Tapescript

<b>Narrator:</b>	<i>Peter's mother is choosing Christmas presents at a shop. Listen to the conversation and tick the correct boxes.</i>
<b>Shop Assistant:</b>	May I help you?
<b>Peter's mother:</b>	Yes, I'd like to buy a blouse for my friend. She's tall and thin.
<b>Narrator:</b>	<i>Now answer Question 1.* (5-second pause)</i>
<b>Shop Assistant:</b>	How about the one with flowers over there? It looks nice.
<b>Narrator:</b>	<i>Now answer Question 2.* (5-second pause)</i>
<b>Peter's mother:</b>	Oh, that's nice! How much is it?
<b>Shop Assistant:</b>	One hundred and thirty dollars.
<b>Peter's mother:</b>	Alright. I'll take it.
<b>Narrator:</b>	<i>Now answer Question 3.* (5-second pause)</i>
<b>Peter's mother:</b>	I'd also like to buy a jacket for my husband.
<b>Shop Assistant:</b>	Would he like the brown jacket over there?
<b>Peter's mother:</b>	Ah! It looks nice but it's too small for him.
<b>Shop Assistant:</b>	It doesn't matter. We have bigger sizes. How about this one? It's size forty.
<b>Peter's mother:</b>	Yes, I think it'll fit him.
<b>Narrator:</b>	<i>Now answer Question 4.* (5-second pause)</i>
<b>Peter's mother:</b>	How much is it?
<b>Shop Assistant:</b>	One hundred and eighty-nine dollars.
<b>Peter's mother:</b>	Here's five hundred dollars.
<b>Shop Assistant:</b>	Thank you.
<b>Narrator:</b>	<i>Now answer Question 5.* (5-second pause)</i>
<b>Narrator:</b>	<i>That's the end of the listening task.</i>

(Copyrights reserved by **Education Bureau**)