

LPF Writing Exemplar

Guessing an Animal

Task Description

Students composed a riddle about an animal of their choice. They described the physical features of the animal and what it does, and gave the answer to the riddle at the end.

Preparation

Students learnt about the physical features and the behaviour of a number of familiar animals in the General Studies lessons. They also participated in various learning activities, such as reading books and poems, and singing songs about animals in the English lessons. They practised using the appropriate adjectives to describe the body parts of the animals in a pre-task activity. To help students write the riddle, the teacher guided them to organise the information in a logical way.

Learning Outcomes: ATM2


Content	Organisation	Language and Style
<p>ATM2 Writing short texts to convey simple but limited information, ideas and personal experiences on familiar topics</p>	<p>ATM2 Putting ideas about a topic in sentences</p>	<p>ATM2 Using some simple language forms and functions, and simple formats quite appropriately</p>
<p>The student can</p> <ul style="list-style-type: none"> • write brief descriptions of the physical features of a chicken and what it eats 	<p>The student can</p> <ul style="list-style-type: none"> • put together simple sentences relevant to the descriptions of a chicken • put the clues before the answer to the riddle 	<p>The student can</p> <ul style="list-style-type: none"> • use some simple vocabulary related to body parts, e.g. ‘hair’, ‘arms’, ‘head’, ‘legs’, and spell the words correctly • use some simple adjectives to describe the body parts of the animal, e.g. ‘short hair’, ‘small head’ • use simple present tense appropriately to describe the physical features of a chicken and what it does, e.g. ‘It has short legs. It can eat worms.’ • use line breaks in listing out the six clues for the riddle • use some common punctuation marks and capitalisation accurately, e.g. the question mark at the end of the question ‘What is it?’, the capital letter at the beginning of each sentence

An example of a pre-task activity sheet


Do you remember the animals in your storybook?
First, colour the picture. Then, write about the animals.



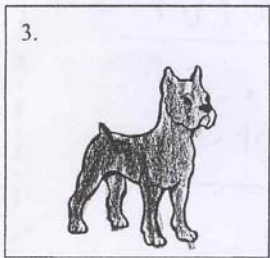
e.g. (A) It is a monkey.
It is brown.
(B) It is naughty.
It has a long tail.
C. It can climb trees.




(A) It is an elephant.
It is grey.
(B) It is big.
It has a long nose.
C. It can walk.



(A) They are ducks.
They are yellow.
(B) They are happy.
They have wings.
C. They can swim.



(A) It is a dog.
It is black.
(B) It is naughty.
(It has a short tail.)
C. It can't sing.



(They have small eyes)

(A) They are birds.
They are brown.
(B) They are naughty.
They can fly.
C. They can fly.

Full text

Animal Riddle

It is small. ✓

It has short hair. ✓

It has short arms. ✓

It has a small head. ✓

It has short legs. ✓

It can eat worms.

What is it??

It is a chicken. ✓