

# Strategic Use of e-Reading Resources, IT Tools and Innovative Pedagogies to Enhance Student e-Reading and Reading Motivation in English Language (Refreshed)

A 6-hour refresher training course  
commissioned by EDB

delivered by  
**Centre for Learning Sciences and Technologies (CLST)**  
The Chinese University of Hong Kong

Session 2 of 2 ( June 29 , 2021 )

Centre for Learning Sciences and Technologies (CLST)  
The Chinese University of Hong Kong



2 strands of  
e-Reading to be  
covered in this course

Session 1 (June 22)

Extensive  
e-Reading

Session 2 (June 29)

Intensive  
e-Reading

# Rundown of this Session

Sample resources from HKedCity

Practise downloading eBooks from HKPL.

Courseware platforms for Reading Comprehension

e-Learning activities that support the teaching of Reading

Creating e-Reading worksheets

Example e-Reading lessons for Reading Comprehension

Multimodal Literacy: Example texts and an example lesson

# Assignment

- Throughout the 2 sessions, you will be invited to browse certain e-Reading resources, applications, ideas, and try out some e-Reading activities.
- On the Worksheet given, respond to the tasks assigned, take notes on the resources and ideas that are of particular interest to you and which you would want to follow up on after this course.
- Submit your completed worksheet to the course instructors at the end of each session, while keeping one copy for yourself.



## *Task 0*

# Download 'Worksheet' from 'labshare'





# Sample Resources for Extensive e-Reading

Centre for Learning Sciences and Technologies (CLST)  
The Chinese University of Hong Kong



# eReading Resources provided by HKEdCity

## <https://www.hkedcity.net/hq/en/content/aboutus>

About HKEdCity Teacher Student (Sec) Student (Pri) Parent Partner

Search    Login/Register | 中

 [About HKEdCity](#) [Company Overview](#) [Membership](#) [Media](#) [Publication](#) [Career](#)

## About HKEdCity

64 

Established in 2000 with the support of the Quality Education Fund, Hong Kong Education City (HKEdCity) was incorporated in 2002 to become a wholly-owned company of the Government. Its mission is to enable better adaptation to change curriculum initiatives through technology.

As the prime one-stop professional education portal in Hong Kong, the HKEdCity portal ([www.hkedcity.net](http://www.hkedcity.net)) is replete with information, resources, interactive communities and online services, which promote the use of information technology (I.T.) to boost the effectiveness of learning and teaching. It is also devoted to seizing new opportunities arising within the education sector.

HKEdCity is dedicated to developing high-quality online services across the region, with the aim of:

- Facilitating exchanges in educational resources and information among schools and teachers, while building a professional teachers' community;
- Encouraging students to make effective use of eLearning resources, as part of the growing trend of student-centric self-directed learning; and
- Empowering parents to nurture their children's whole person development and encourage them to



Center for Learning Sciences and Technologies (CLST)  
The Chinese University of Hong Kong



# E-Book Resources in Hong Kong Public Libraries

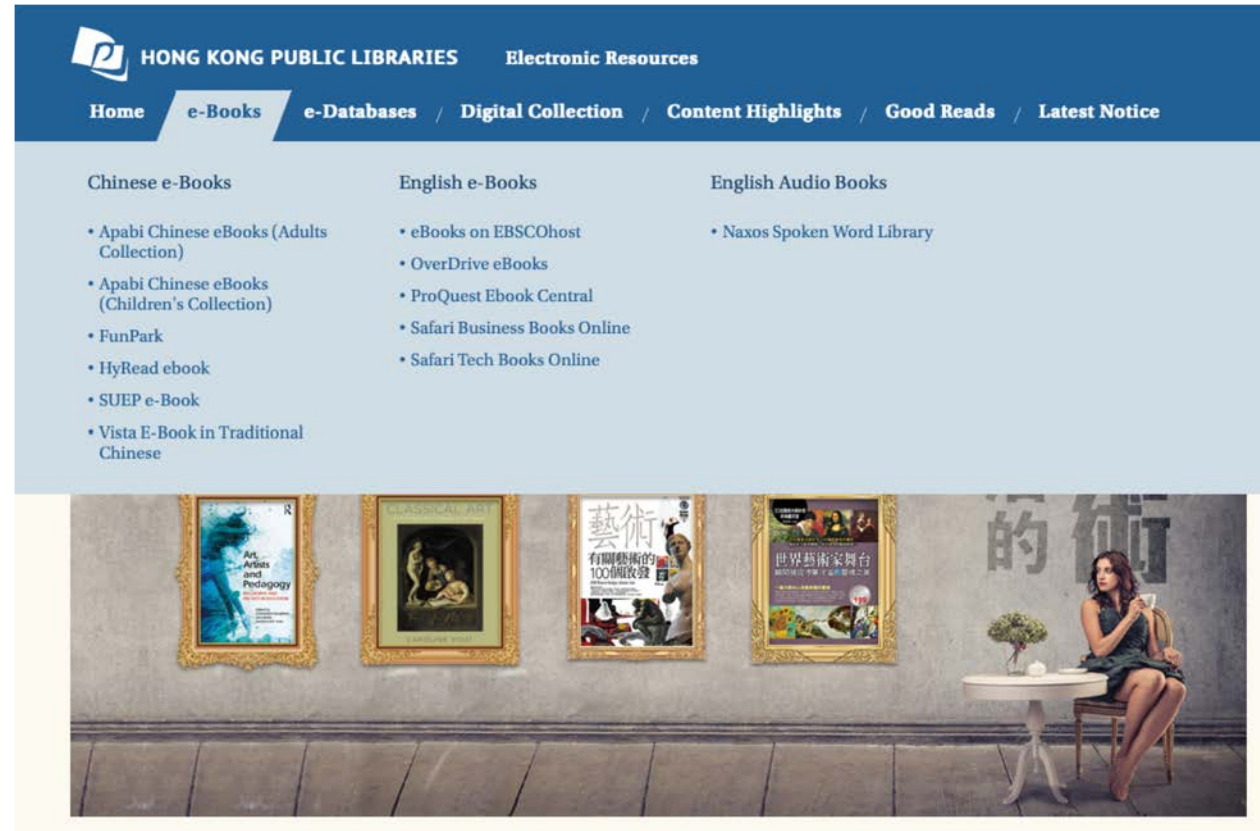


Centre for Learning Sciences and Technologies (CLST)  
The Chinese University of Hong Kong





<https://www.hkpl.gov.hk/en/e-resources/e-books/home>



The screenshot displays the website's navigation and content structure. At the top, the logo for Hong Kong Public Libraries is shown alongside the text "HONG KONG PUBLIC LIBRARIES" and "Electronic Resources". Below this, a horizontal menu includes "Home", "e-Books", "e-Databases", "Digital Collection", "Content Highlights", "Good Reads", and "Latest Notice". The "e-Books" section is active and is divided into three columns: "Chinese e-Books", "English e-Books", and "English Audio Books".

**Chinese e-Books**

- Apabi Chinese eBooks (Adults Collection)
- Apabi Chinese eBooks (Children's Collection)
- FunPark
- HyRead ebook
- SUEP e-Book
- Vista E-Book in Traditional Chinese

**English e-Books**

- eBooks on EBSCOhost
- OverDrive eBooks
- ProQuest Ebook Central
- Safari Business Books Online
- Safari Tech Books Online

**English Audio Books**

- Naxos Spoken Word Library

Below the menu, there is a decorative banner image featuring several framed posters and a woman sitting at a table in an art gallery setting. The posters include titles like "Art, Artists and Pedagogy", "有關藝術的100個啟發", and "世界藝術家舞台".


Centre for Learning Sciences and Technologies (CLST)  
The Chinese University of Hong Kong



# English e-Books in Hong Kong Public Libraries



Old HK Newspapers ▶ Digital Collection ▶ e-books ▶



## e-Books

You can now access 10 e-book databases with over 280,000 items! They are suitable for doing research as well as general leisure reading.

### SEARCH WITHIN THE COLLECTION OF E-BOOKS

- Way of Access:** Readers may use the e-books via the following means:
- access via Internet with the library account.
  - use the workstations inside the Hong Kong Public Libraries via [e-Reso Page](#) and this webpage.

**Remarks:** The availability of e-books is subject to change without prior notice.



# e-Books in Hong Kong Public Library

## eBooks on EBSCOhost (including Audiobooks)



This English e-book collection contains a wide range of categories including leisure reading materials, children and young adult collection and fiction, covering subjects like business and economics, social science and more. It also provides flexible modes for readers, such as online reading and downloading of e-books to computers or mobile devices. Audiobooks are now available for downloading to mobile devices.

[Download User Guide](#)



## OverDrive eBooks



OverDrive provides access to different varieties of English e-books, which include leisure reading materials, children's & young adult collections, fiction and biography, covering literature, science and technology, business and economics, social sciences and more. Patrons can read e-books online or download them to mobile devices or personal computers anywhere, anytime.

[Download User Guide](#)



## ProQuest Ebook Central



Formerly known as ebrary Academic Complete, this collection provides access to scholarly e-books from world-renowned publishers / university presses for study and research, covering subjects such as business & economics, health & medicine, humanities, science & technology and social sciences.

[Download User Guide](#)



## Safari Business Books Online



Safari Business Books Online provides access to business-related e-books. The topics include business and finance, accounting, human resources, management, customer service, employee performance, etc.

[Download User Guide](#)



## Safari Tech Books Online



Safari Tech Books Online provides access to newly published information technology books. The topics include computing, databases, networking, operating systems, programming, software engineering, web design, etc.

[Download User Guide](#)



# English Audio Books in Hong Kong Public Libraries

## *Naxos Spoken Word Library*

### ■ English Audio Books

#### Naxos Spoken Word Library



This online audiobook library contains a variety of titles on literature, poetry, fiction, non-fiction, drama, philosophy, religion, great epics and tales, opera, history, biographies, music education, etc. The audio books are mainly streamed in English, while some are in French, German or Portuguese. Most of the works come with synchronised full-text display on the screen. Users may read while listening to the audio books in order to enhance their reading, listening and pronunciation skills.

[Download User Guide](#)





# Hands-on Task A

Searching for, and downloading eBooks for HKPL website

Centre for Learning Sciences and Technologies (CLST)  
The Chinese University of Hong Kong



# Rundown of this Session

Practise downloading eBooks from HKPL.

Courseware platforms for Reading Comprehension

e-Learning activities that support the teaching of Reading

Creating e-Reading worksheets

Example e-Reading lessons for Reading Comprehension

Multimodal Literacy: Example texts and an example lesson

# Courseware Platforms for Intensive e-Reading



READ THEORY



FLUENCY TUTOR



ACTIVELY LEARN

# Read Theory

<https://readtheory.org/>



READTHEORY *Reading and Writing, Improved.*

[Support Us](#)

[Sign up](#)

## Told You

Grade 3, 630L

"We should stop," I said.

Mary rolled her eyes as we passed another gas station. Just then I heard a beep and a light flashed on the dashboard. I didn't have to look. I knew what it was. The car was telling us we were almost out of gas.

"Told you," I said.

"Thatcher," said Mary, "just be calm."

Her fingers closed tightly around the steering wheel. A heavy mist began to roll over the highway.

"I am calm," I said. "This is getting serious. Maybe we should turn around."

"There's a gas station just over this hill," Mary replied, nodding ahead.

We crested the hill and saw no gas station. I looked sideways at Mary. She scowled back at me. I shook my head. I couldn't help feeling anxious.

"Just around this curve," Mary said, "There's a gas station just



### QUESTIONS

Imagine this passage continues. What is probably the next sentence?

- A. We continued driving for an hour without seeing a gas station.
- B. "I hope grandma has dinner ready when we arrive," I said.
- C. Sure enough, we rounded the curve and again saw nothing.
- D. "You know best," I told Mary, "I was wrong to question you."
- E. I yanked the steering wheel and the car zoomed off the road.

Submit  
擲取畫面

Centre for Learning Sciences and Technologies (CLST)  
The Chinese University of Hong Kong





# How does ReadTheory work?

[https://www.youtube.com/watch?v=oomZK\\_\\_hHDA](https://www.youtube.com/watch?v=oomZK__hHDA)

- Self-access
- Total individualized: Each student follows their own reading path based on their current reading ability
- Adaptive materials provision mechanism
- Teacher can monitor students' progress from teacher dashboard
- Entry assessment to determine students' beginning reading level.



# Entry Reading Level Assessment



## Study Center

Grade 3 , 690L

*The school principal is considering whether or not to open the study center before school starts. Below is an argument why this should be done.*

The school's study center should be available for student use before school as well as in the afternoon. Some students are dropped off before school starts and must wait outside until the doors are unlocked. Instead, students could be studying in the center during that time. It certainly is safer inside the school than it is outside. Also, opening the center early would allow students to get out of the cold. Then students could have a little fun before school starts.



### QUESTIONS


Which reason to open the center before school starts will be LEAST likely to convince the principal?

- A. Students could study instead of just waiting outside.
- B. Students would be safer inside than they are outside.
- C. Students could have a little fun before school starts.
- D. Students would have a place to get out of the cold.

# ReadTheory: Explainer videos on Go eLearning

<https://www.hkedcity.net/goelearning/resource/57c695c4316e83a345000000>

認識教城 教師 中學生 小學生 家長 企業

 系列 ▾ 關於Go eLearning

Go eLearning > 系列 > 作為學習的評估 / 促進學習的評估 > 課堂前 / 課堂後

## ReadTheory英文網上閱讀平台

學習領域：English Language Education;  
作者：梁靜戀老師  
最後更新：30/09/2016

1 0

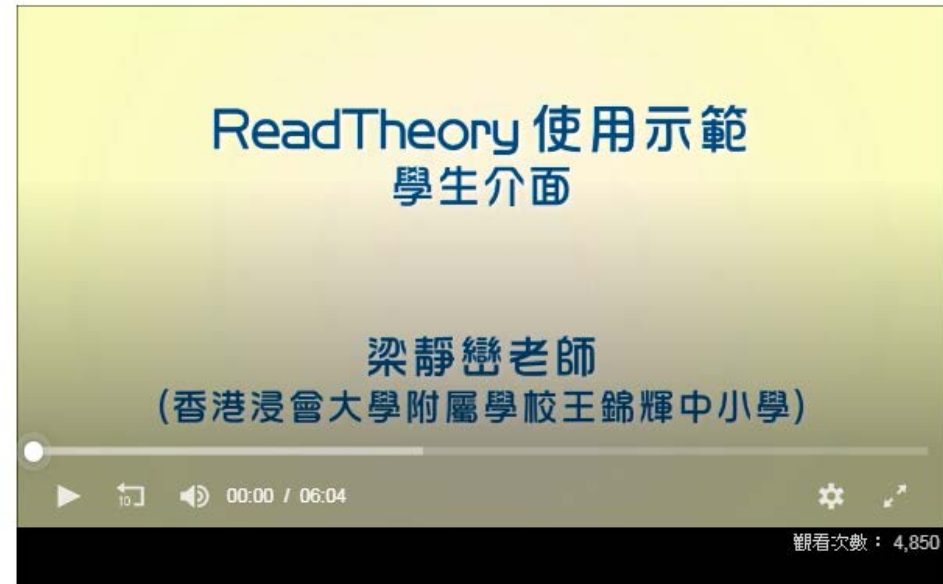
ReadTheory簡介 使用示範

### ReadTheory簡介

ReadTheory網站提供大量免費的英文閱讀理解練習，當學生開設帳戶後，先要完成前測以確定學生的程度，系統會根據學生的程度而派發練習，讓學生逐級挑戰難度更高的文章。


學生完成練習後，除可看到自己的成績外，老師也可掌握全班的數據，系統會提供分析學生閱讀能力的曲線圖，讓老師了解學生的閱讀能力，但由於此網站是根據美國學生的語文能力來制定程度，所以本地的教師需要作出適當的調整。

## 使用示範



本片示範以學生的身份，如何完成ReadTheory內的英文閱讀理解練習，學生完成特定的練習後，會逐步升級，挑戰更深的題目。

Sign up for ReadTheory as a...



### Welcome, teacher.

After some quick setup, you'll be able to track your students' progress and gain meaningful, actionable insights about their unique abilities. On ReadTheory, there's no time wasted identifying and assigning quality content. We'll automatically serve amazing assessments to each of your students at just the right level of difficulty.

Okay! Let's get started. There are two ways to track your students. You can...

#### Option 1: Create new accounts for your students and track their progress automatically.

This option is great for younger students who require close support. Click the button below to create new accounts for your students. When finished, your students will be able to log in and start reading. Their progress will show up on your end.


[Create new student accounts](#)

\*Progress will not show up until a student has taken the pretest and completed at least one program quiz.



# Fluency tutor for Google

<https://www.texthelp.com/en-us/products/fluencytutor/>



The screenshot shows the TextHelp website interface. At the top left is the TextHelp logo, a red speech bubble with a white dot and the text "texthelp™". To the right are navigation links: "Store", "Pricing", "Need help? ▾", "We believe ▾", and a search bar with a magnifying glass icon. Below these are "Sectors ▾" and "Products ▾". The main content area has a green background. On the left, there is a logo for "fluencytutor® for Google™" featuring a white icon of a person reading a book with "ft" on it. Below the logo is the text "Helping busy teachers bring struggling readers and ELL students up to speed". At the bottom of this section are three white buttons with green text: "Try Now >", "Buy Now >", and "Get Quote >". On the right, a laptop screen displays a text passage about bicycles. The text includes "A Short History of the Bicycle" and "The bicycles are the result of hundreds of years of evolution on a basic design-the two-wheeled vehicle. In the early 19th century the German Baron von Drais invented the first bicycle." A red "Recording" indicator is visible in the top right corner of the screen. A small purple bird icon is positioned at the bottom left of the laptop screen.

# Fluency Tutor: Explainer videos on Go eLearning

<https://www.hkedcity.net/goelearning/resource/57c695c4316e83a345000000>

使用示範



本片主要示範Fluency Tutor的老師介面，老師上載文章後，透過Google Classroom 或 Google Drive 發放給學生，然後在平台內查閱學生的錄音及交功課記錄。



Go eLearning Series About Go eLearning

Go eLearning > Series > Assessment as / for Learning > Before Lesson / After Lesson

## Fluency Tutor 流暢朗讀英語

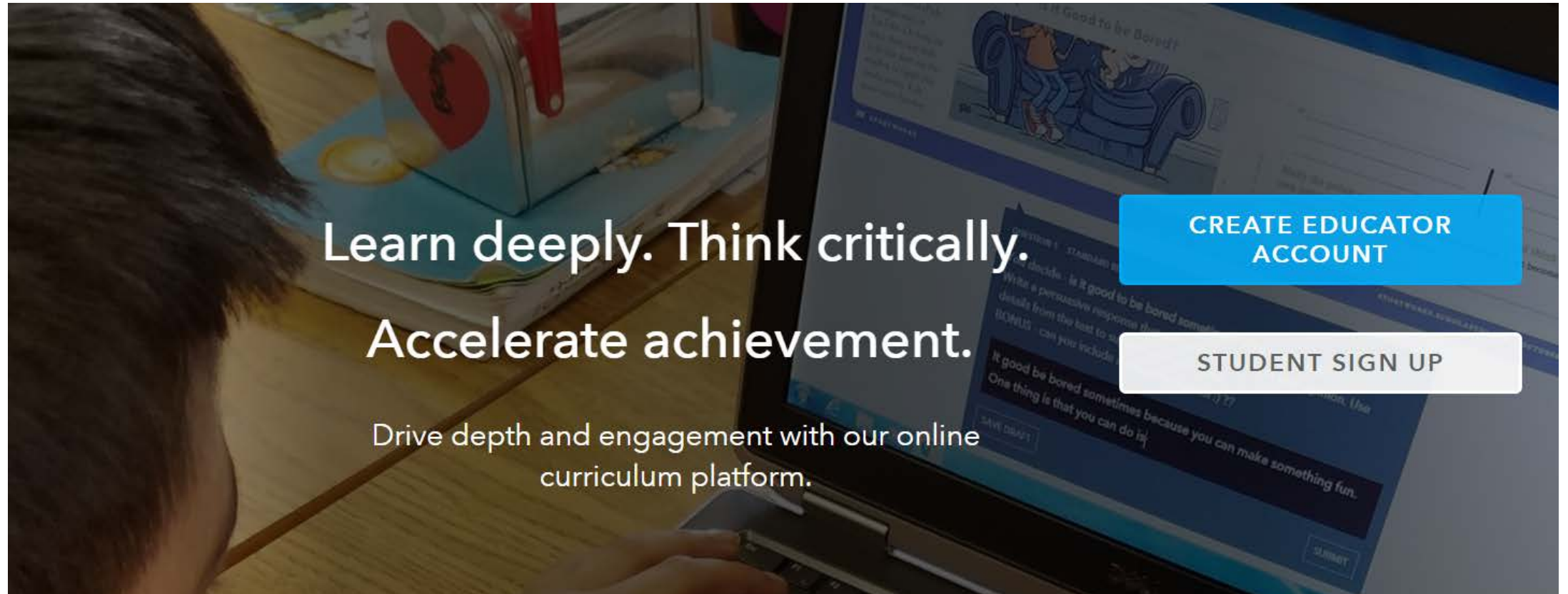
KLA: English Language Education;  
Author: 潘潔華老師  
Last Modified: 29/12/2016

Fluency Tutor簡介 使用示範

### Fluency Tutor簡介

# Actively Learn

<https://www.activelylearn.com/>



Learn deeply. Think critically.  
Accelerate achievement.

Drive depth and engagement with our online curriculum platform.

CREATE EDUCATOR ACCOUNT

STUDENT SIGN UP

Centre for Learning Sciences and Technologies (CLST)  
The Chinese University of Hong Kong



Actively Learn ✕

Content

Professional Learning

CLASSES +

4A

4B

MANAGE

Independent Reading Catalog

Sign out

**High-Interest Articles** VIEW MORE



**Why you shouldn't want to always be happy**

4 pgs 5th-9th ☆ +



**Teachers play a key role in helping students feel they 'belong' at school**

3 pgs 5th-9th ☆ +



**Research Bundle: What are the effects of e-cigarettes?**

12 pgs 6th-10th ☆ +



**Young people value diversity, humor and honesty in their friendships**

3 pgs 4th-7th ☆ +

**Close Reading Excerpts** VIEW MORE





Actively Learn

Content

Professional Learning

CLASSES (+)

MANAGE

Independent Reading Catalog

Sign out

Search

My Workspace

High-Interest

Gaming addiction we can learn from smoking cessation programs

Short Stories


VIEW MORE

My Imports

Library

Elliot

### Add new class

 IMPORT COURSES FROM GOOGLE CLASSROOM

OR

To start a new class, enter the info below:

Class name (Max-length 40)

Select a grade level

CANCEL ADD

# High-Interest Articles

VIEW MORE

## ESSENTIAL QUESTION

Are there similarities between cigarette manufacturers and video game developers?

## GENRES & THEMES

• Argumentative • Education & Knowledge • Language & Communication • News & Articles • Technology & Society

2 pgs

7th-10th



Assign to classes



### Consumed: why more stuff does not mean more happiness

3 pgs



### How social media is helping Big Tobacco hook a new generation of smokers

11th



Cars have come a long way since the first Model Ts left Ford's assembly plant in Detroit, especially in terms of safety. First, there was the seat belt, then came better brakes and air bags. Yet, a staggering 1.25 million people still die on world's roads each year. That's a depressingly high fatality count despite the cars being packed with hundreds of sensors and smart electronics. Chris Urmson, the former chief engineer for Google's Self-Driving Car Project, says there's no hope in slashing the death toll on the road unless we solve the biggest bug in the system chain: humans. And he's right because statistically speaking, the least reliable part of a car is the driver.

Highlight and take note

Hear it

Define

Translate

# Function: Hear it

## STEP 1 Read up to Question 1 and answer it

Students can see how their peers responded after submitting their own answer



The solution to this problem is self-driving cars - vehicles with lots and lots of CPU power and special instruments that can 'see' and respond to traffic at least just as well as the best drivers. The added benefit is that they're always paying attention. The 'brains' of a self-driving car login not only information about vehicle patterns but also pedestrians. The movements of people crossing streets or walking on sidewalks is analyzed, then

[leave tour](#)

VOICE  
English, US (Joanna)

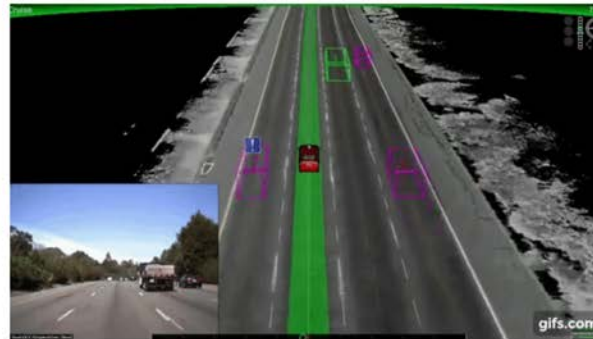
READING SPEED  
Slower Faster

PROVIDED BY AMAZON

# Function: Define



## STEP 1 Read up to Question 1 and answer it

Students can see how their peers responded after submitting their own answer



The solution to this problem is self-driving cars - vehicles with lots and lots of CPU power and special instruments that can 'see' and respond to traffic at least just as well as the best drivers. The added benefit is that they're always paying attention. The 'brains' of a self-driving car login not only information about vehicle patterns but also pedestrians. The movements of people crossing streets or walking on sidewalks is analyzed, then

[leave tour](#)

**de\*spite**  

*preposition*

1. without being prevented by (something); used to say that something happens or is true even though there is something that might prevent it from happening or being true

"Despite [in spite of] our objections, he insisted on driving."

"She ran the race despite an injury."

"Despite our best efforts to save him, the patient died during the night."

"They are not getting married, despite rumors to the contrary. [even though there have been rumors saying they are getting married]"

Define a new word...


PROVIDED BY MERRIAM-WEBSTER INC.

Function:  
Highlight and  
take note

The truth is, a self-driving car can not only see as much as a driver - it can see much more because it literally has eyes in its back. Tesla's completely self-driving cars have multiple cameras, lasers, sensors, a freaking supercomputer, and last but not least incredibly **complex algorithms** that can **pick the right** decision from thousands of possible scenarios in an instant.



**DR. SAARIS**  
An algorithm is set of rules or operations a computer uses to solve a problem quickly based on large amounts of data.

Select category ▾ 

**CANCEL** **SAVE**

## STEP 2 Highlight a word in the text and click on Hear it, Define, or Translate

Students can define words, translate sentences, and hear text spoken aloud

'brains' of a self-driving car login not only information about vehicle patterns but also pedestrians. The movements of people crossing streets or walking on sidewalks is analyzed, then broken down into predicted paths. The system then expects and to make safe

Would you feel safe in a self-driving car? Why or why not?



**Elliott Law**

cece



**Kerry Fleming**

I would feel safe if the safety standards were more strict for self-driving cars.



**Darnell Quinn**

I like to see someone in control. Otherwise it looks like magic!



**Delores Hart**

Tough to say - right now it's in the beginning stages but technology is advancing rapidly.

CLOSE

QUESTION 1 DOK 1 STAND

Would you feel safe in

EL cece

EL TJ DH +2

Some can't fathom how hectic nature of traffic. information, like other



# Main Features

- Create classes
- Choose from built-in Reading Comprehension units (Passage + Quiz + notes for guiding reading)
  - Assign to a class
  - Customize the chosen unit, then assign
- Upload your own passages (*PDF, Google Docs; Internet articles*) and create your own Reading Comprehension unit, then assign to a class.







# Hands-on Task B

1. Create a worksheet on Actively Learn.
2. Explore the other two Resources Platforms for Reading Comprehension.



# Rundown of this Session

Practise downloading eBooks from HKPL.

Courseware platforms for Reading Comprehension

**e-Learning activities that support the teaching of Reading**

Creating e-Reading worksheets

Example e-Reading lessons for Reading Comprehension

Multimodal Literacy: Example texts and an example lesson

3 Key Principles for Teaching Intensive Reading



Skills development



From Pre-Reading to While-Reading to Post-reading



Task-oriented

# Basic Education Curriculum Guide (Primary 1 - 6) (2014)

<https://cd.edb.gov.hk/becg/english/index-2.html>

[List of Abbreviations](#)

[Preamble](#)

[Chapter 1 Direction of Schools' Curriculum Development - Balanced Development, Continuous Enhancement](#)

[Chapter 2 Whole-school Curriculum Planning – Curriculum Planning and Effective Use of Resources](#)

[Chapter 3 Four Key Tasks – Achieving Learning to Learn — Overview](#)

[Chapter 3A Moral and Civic Education](#)

[Chapter 3B Reading to Learn](#)

[Chapter 3C Project Learning](#)

[Chapter 3D Information Technology for Interactive Learning](#)

[Chapter 4 Effective Learning and Teaching](#)

[Chapter 5 Assessment](#)

[Chapter 6 Life-wide Learning](#)

[Chapter 7 Quality Learning and Teaching Resources and School Library Development](#)

[Chapter 8 Meaningful Homework](#)

[Chapter 9 Interfaces at Various Key Stages](#)

[Chapter 10 Continuing Professional Development](#)

# Chapter 3B Reading to Learn

## 3.6 Effective Measures to Foster “Reading to Learn”

- 3.6.1 Allocating Time for Reading
- 3.6.2 Creating a Favourable Reading Environment and Atmosphere
- 3.6.3 Raising Students’ Reading Motivation and Interest
- 3.6.4 Providing a Diversified Range of Appropriate Reading Materials
- 3.6.5 Providing Opportunities for Reading Strategy Learning
- 3.6.6 Making the Most of Technology
- 3.6.7 Bringing in External Resources
- 3.6.8 Strengthening Communication and Building Up a Culture of Collaboration







# Hands-on Task C

Go to <https://answergarden.ch/I528396>


You're about to read a passage about Japanese culture. Submit words, one word at a time, that are about Japanese culture (food, beliefs, costumes, history, leisure activities, etc.)


AnswerGarden
+ 🔍 ❤️ ?

# AnswerGarden

## A minimal tool for maximum feedback

Now also for iPad!





<p><b>What is AnswerGarden</b></p> <p>AnswerGarden is a new minimalistic feedback tool. Use it for real time audience participation, online brainstorming and classroom feedback.</p> <p><a href="#">Learn more »</a></p>	<p><b>Who uses AnswerGarden</b></p> <p>AnswerGarden has many different users: classroom, conference and corporate audiences, creative teams, online crowds, mindmappers, and more!</p> <p><a href="#">Learn more »</a></p>	<p><b>Benefits of AnswerGarden</b></p> <p>AnswerGarden fits educational, professional and creative purposes, is standalone and embeddable, and shows thousands of answers in a glance!</p> <p><a href="#">Learn more »</a></p>
---	--	--

## AnswerGarden Demo

## Create AnswerGarden







# Apps for creating quizzes and polling

- collect Ss' initial thoughts
- stimulate thinking

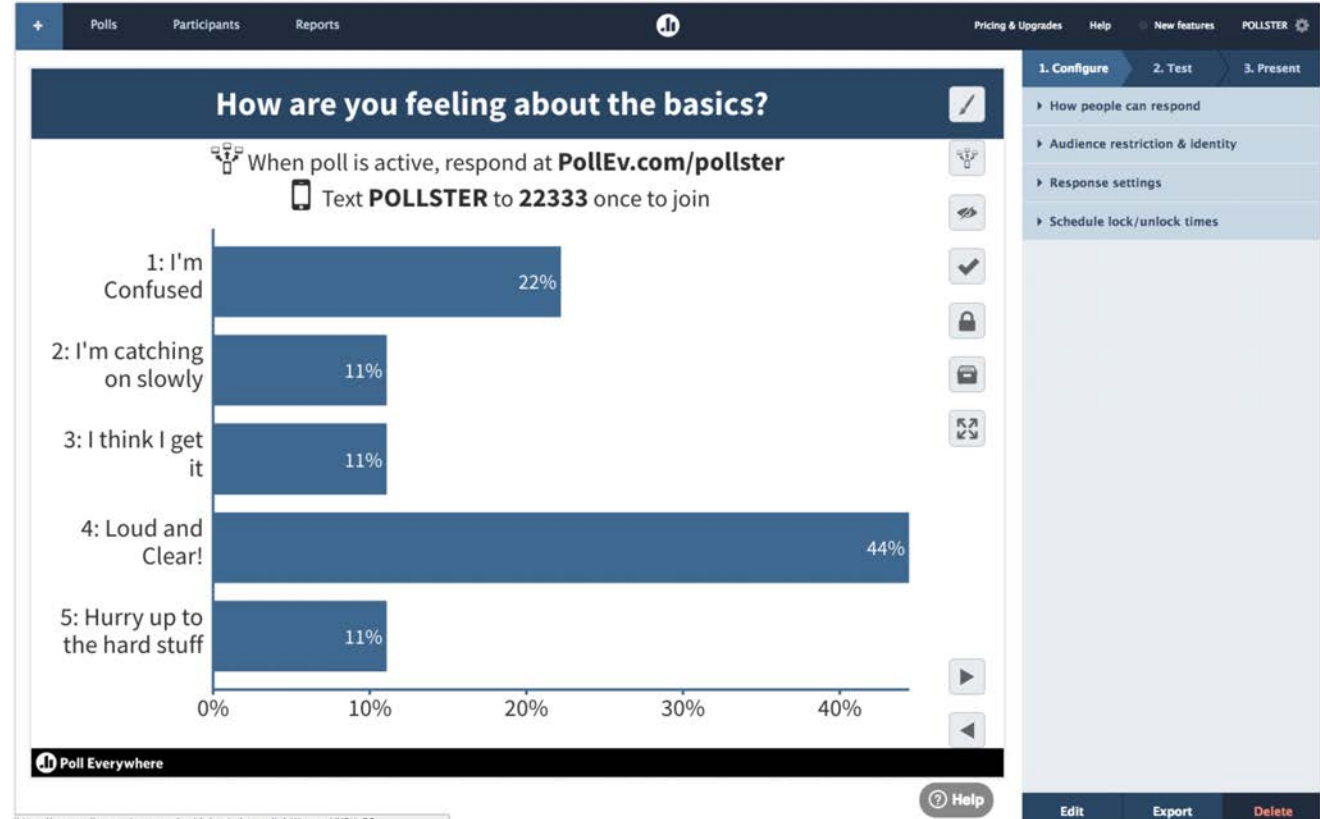
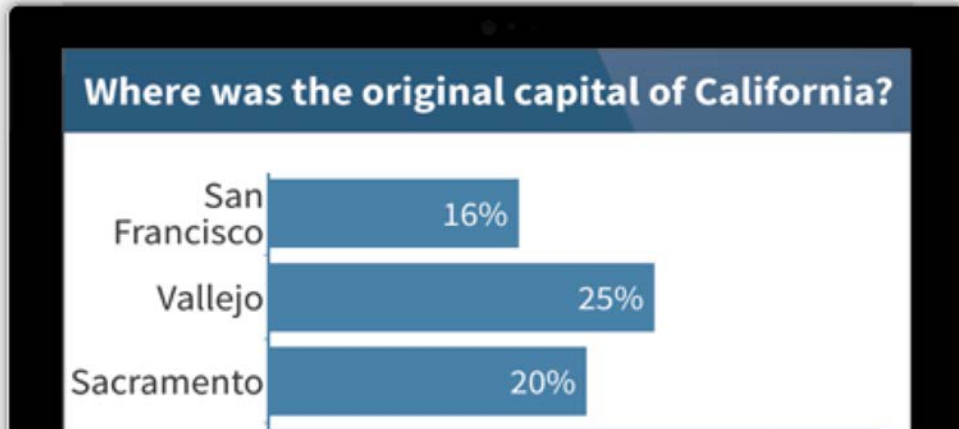
## Examples

- <http://kahoot.com/>
- <http://quizizz.com/>
- <http://polleverywhere.com/>
- <http://questionpro.com/>
- <http://socrative.com/>
- <https://www.jotform.com/>



# Poll Everywhere for Office

Get live audience feedback for every meeting, class, and event



A   
B

Multiple choice

Awesome  
Sweet Best Great  
Fun Cool

Word cloud



Q&A



Clickable image



Survey



Open-ended



Competitions



More

Donut charts

Icebreaker

Upvote

Leaderboard

Emotion scale

Presentation  
feedback

Spotlight

Retrospective

Assign teams

Discussion

Brainstorm

Ranking

Select on map

Short answer

Bulletin board

2x2 matrix

Title

What do you like most about your job?

Ungrouped



Add another activity

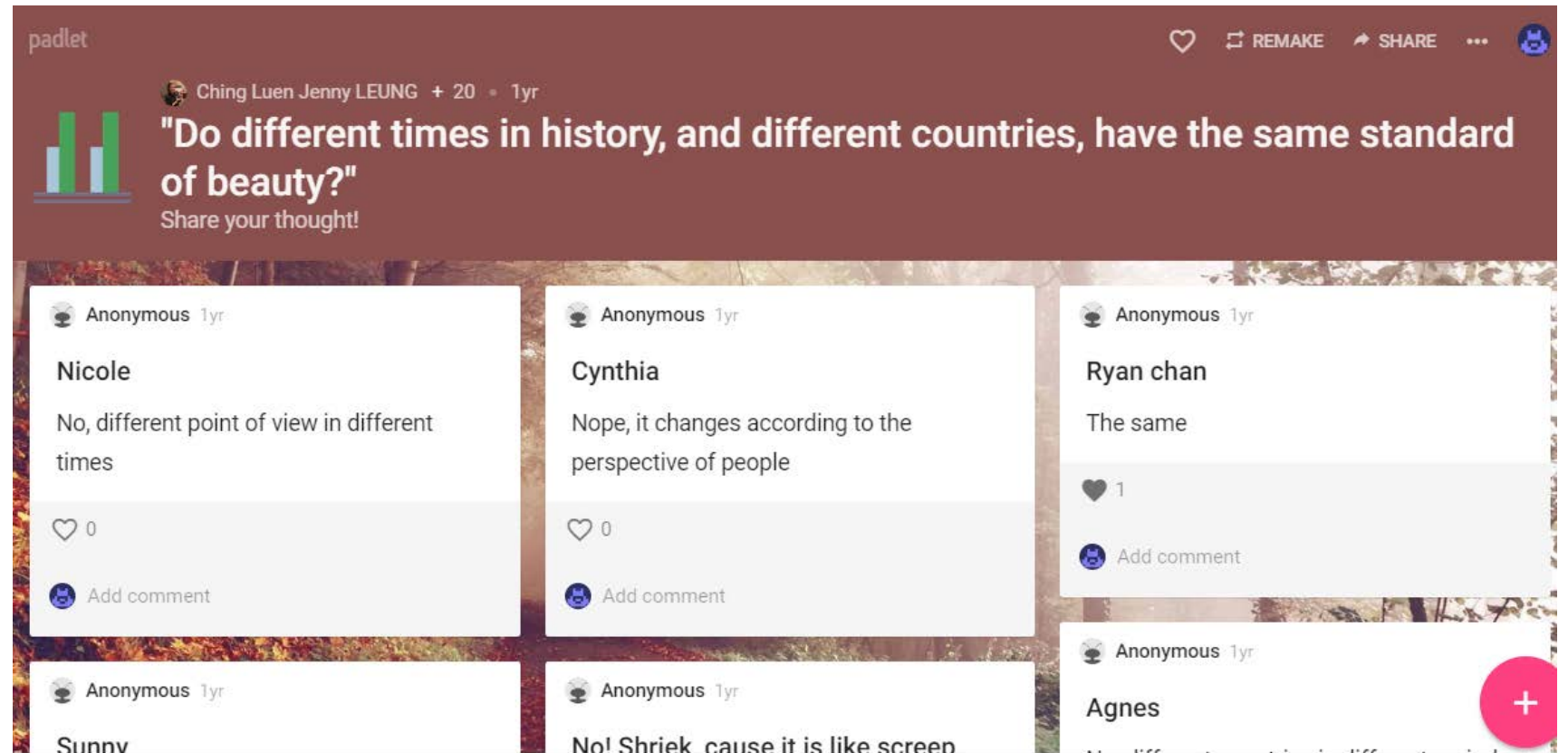
Create

# Hands-on Task D

Experience how to use PollEverywhere.



# Use Padlet for Ss to compare initial thoughts on the topic



## Apps for creating standalone interactive tasks

LearningApps.org

Bookwidgets

Educaplay





# Rundown of this Session

Practise downloading eBooks from HKPL.



Courseware platforms for Reading Comprehension



e-Learning activities that support the teaching of Reading



**Creating e-Reading worksheets**



Example e-Reading lessons for Reading Comprehension

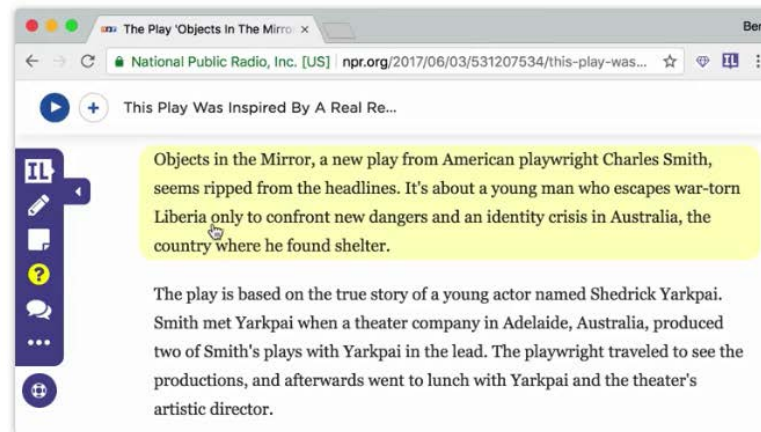


Multimodal Literacy: Example texts and an example lesson

# InsertLearning

<https://insertlearning.com/>

Insert instructional content on any web page.



Add to Chrome It's free

Centre for Learning Sciences and Technologies (CLST)  
The Chinese University of Hong Kong



**GoFormative**

<https://goformative.com/>



**formative**

**www.GoFormative.com**

Centre for Learning Sciences and Technologies (CLST)  
The Chinese University of Hong Kong



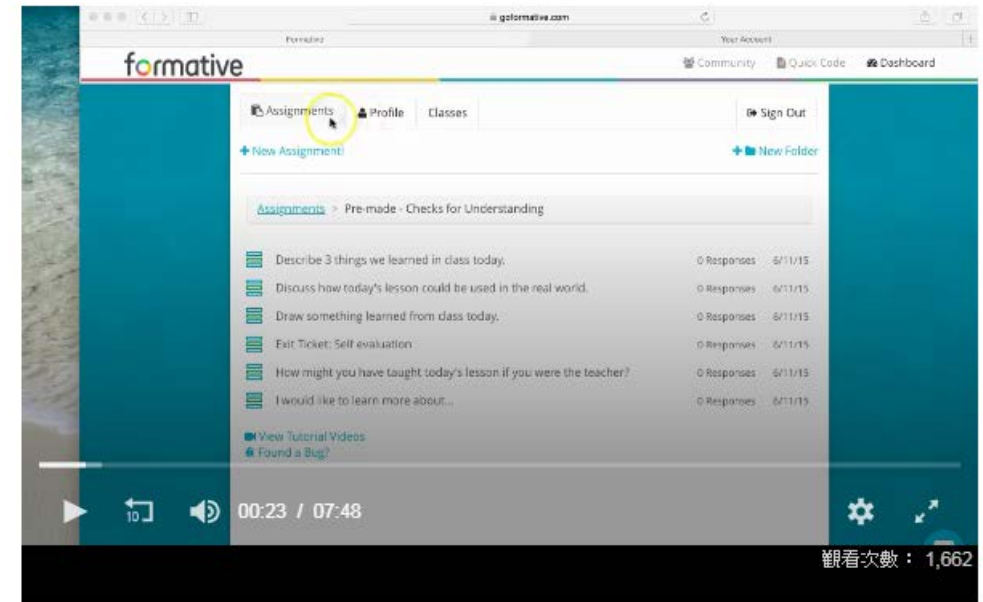
# GoFormative: Explainer videos on Go eLearning

<https://www.hkedcity.net/goelearning/resource/58a3fc00316e838857000000>



The screenshot shows the Go eLearning website interface. At the top, there is a navigation bar with the Go eLearning logo, a 'Series' dropdown menu, and a link to 'About Go eLearning'. Below the navigation bar, the breadcrumb trail reads 'Go eLearning > Series > Assessment as / for Learning > Before Lesson / After Lesson'. The main heading is 'Formative 助製作電子工作紙'. Below the heading, it lists 'KLA: Others;', 'Author: 潘潔華老師', and 'Last Modified: 21/02/2017'. There are two circular icons with the numbers '1' and '0'. At the bottom, there are two buttons: 'Formative簡介' and '使用示範'.

## 使用示範



The screenshot shows the Formative website interface. At the top, there is a navigation bar with the Formative logo, a 'Your Account' dropdown menu, and links to 'Community', 'Quick Code', and 'Dashboard'. Below the navigation bar, there are tabs for 'Assignments', 'Profile', and 'Classes'. A 'Sign Out' button is visible in the top right corner. The main content area shows a list of assignments under the heading 'Assignments > Pre-made - Checks for Understanding'. The list includes several assignments with their respective response counts and dates. At the bottom, there is a video player with a play button, a progress bar, and a timestamp of '00:23 / 07:48'. The view count '觀看次數: 1,662' is displayed in the bottom right corner.

本片示範如何把傳統的文字工作紙，快捷地轉為電子工作紙，並在工作紙內加入不同題型的問題，最後在 Google Classroom 內派發給學生。

# Hands-on Task E

1. Go to <http://goformative.com/>
2. Log in as a student for the following Reading Comprehension worksheet  
**Join Code: VXUOPF**
3. Create an interactive e-Reading worksheet with GoFormative.



# Rundown of this Session

Practise downloading eBooks from HKPL.



Courseware platforms for Reading Comprehension



e-Learning activities that support the teaching of Reading



Creating e-Reading worksheets

















**Example e-Reading lessons for Reading Comprehension**



Multimodal Literacy: Example texts and an example lesson

+ Add Slide   Delete Slide   Copy (Ctrl+C)   Paste (Ctrl+V)   / Cc

 Add Slide	<h3>Unit 5 Passage 1</h3>  1	 Poll 2 Make a guess, what did th...	 3 Top 5 Fu
 Quiz 4 Fun Facts about Alexande...	 Video 5 CANAdooDAday   Alexan...	 Open En Questi 6 Recall your me	 Add Slide

 Add Slide	 <b>Mountain Gorillas</b> National Geographic Little Kids January / February 2019 1	 Video 2 Meet the Animals 2   Mou... 3
<b>Facts about Mountain gorillas</b> <ul style="list-style-type: none"><li>• Every morning the gorilla troop <b>walks</b> through the forest to look for food.</li><li>• The biggest and strongest adult male <b>leads the way.</b></li></ul> 	<b>Facts about mountain gorillas</b> <ul style="list-style-type: none"><li>• A baby gorilla rides on its mom's back until it is two or three years old.</li><li>• Adult males are called <b>silverback</b> because their fur is <b>silvery gray.</b></li></ul> 	<b>Facts about mountain gorillas</b> <ul style="list-style-type: none"><li>• In the afternoon, the adults relax together. The little gorillas play and climb trees. Sometimes the <b>grown-up</b> gorillas join the fun too.</li></ul> 
4	5	6 7



Unit 1 Research

16 Handed in 15 Assigned

Handed in

A fun day out  
File Edit View Insert Format Slide Arrange Tools Add-ons Help Last edit was on 8 January

Background Layout Theme Transition

- 1
- 2
- 3 A FUN DAY OUT  
HIKING TRAIL:-
- 4 INFORMATION TABLE
- 5

1. GO TO [HTTPS://WWW.LCS.D.GOV.HK/EN/HEALTHY/HIKING/INDEX.HTML](https://www.lcsd.gov.hk/en/healthy/hiking/index.html) (YOU CAN SEARCH BY TYPE / LEVEL / REGION.)

2. FIND ONE OF YOUR FAVOURITE HIKING TRAILS ON THE WEBSITE.

3. WRITE DOWN THE IMPORTANT INFORMATION ABOUT THE HIKING TRAIL.

Present Share

徐林  
hments  
1 in

德政鴻  
2 attachments  
Handed in

恩澄任  
2 attachments  
Handed in

耀程丁  
2 attachments  
Handed in

柏軒陳  
2 attachments  
Handed in

楊李  
hments  
1 in

泓彬吳  
2 attachments  
Handed in

皓澤鄧  
皓澤鄧 - A fun day out  
Handed in

穎嘉穎  
2 attachments  
Handed in

穎欣穎  
2 attachments  
Handed in

辛園  
hments  
1 in

詠霖吳  
詠霖吳 - A fun day out  
Handed in

麗雯史  
2 attachments  
Handed in







The Tower Bridge

Scene 2 of 2

Landmarks of London (SAPS) 11 views

Like Share Edit ...



## All about the world - Great Britain

\*Required

### Day 1 - Level 1

Today is the first day for you to visit London. Your guide is going to take you to one of the most famous landmarks. Are you ready?

The following expressions may help you:

1. Could you repeat your answer / spelling?
2. Could you spelling the word '\_\_\_\_\_ ' for me?
3. Please hold on. I haven't finished it yet.

Who is your partner? \*

Your answer \_\_\_\_\_

What can you see in London? \*

3 points

- Big Ben.
- Big Hen.
- London Bridge.

# Rundown of this Session

Practise downloading eBooks from HKPL.



Courseware platforms for Reading Comprehension



e-Learning activities that support the teaching of Reading



Creating e-Reading worksheets



Example e-Reading lessons for Reading Comprehension



**Multimodal Literacy: Example texts and an example lesson**



2021

VS

2001



Develop information skills

- extract information and ideas from texts with the help of visual clues
- apply simple IT skills to search and process information and ideas in **multimodal** texts
- organise words into alphabetical order and

### Key Stages 3 – 4 (S1 – 6)

<b>KS3 (S1 – 3)</b>
<ul style="list-style-type: none"><li>• <i>Understand, interpret and analyse different written and <b>multimodal</b> texts</i><ul style="list-style-type: none"><li>- make use of knowledge of the world to make sense of the text</li></ul></li></ul>

- Enhancing language learning through the flexible use of a wide variety of quality resources and **multimodal texts** to develop students' **new literacy skills**

describe, express or explain ideas, feelings and experiences  
create written and **multimodal** texts appropriate to context, purpose and audience  
use strategies to arouse and sustain readers'



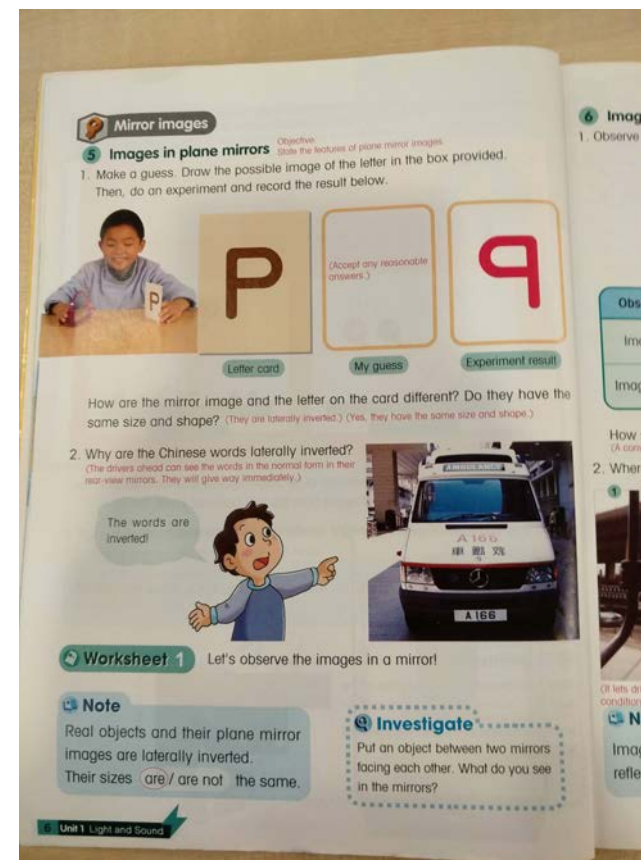
"Go on then, go home.", Scrooge said and they quickly left before he changed his mind.



As soon as Scrooge fell asleep there came a voice from out of the blue. "Magic? Magic? I can help with that!" "Hello!", it said, "I'm Tom and I'm here to help you. I'm going to send three friends who can show you the way to care and share and enjoy Christmas Day!"



Scrooge went back to his lonely home. It was going to take something amazing, something really magical to help Scrooge love anything apart from his gold.





## The Galapagos Islands

Alejandro and Cristina sent several questions to you. You may click on the tab of any page to answer the questions.

Click Next to see the first question.

## THE GALAPAGOS ISLANDS – A NATURAL TREASURE

About

Animals

Conservation

Volunteer

Learn interesting animal facts about the endemic species of the Galapagos Islands! More animals coming soon!



**Name:** Galapagos Tortoise

**Status:** Vulnerable

Giant tortoises can live to be over 100 years old and weigh more than 230 kilos. They eat a variety of plants and can survive an entire year without any food or water.



**Name:** Marine Iguana

**Status:** Vulnerable

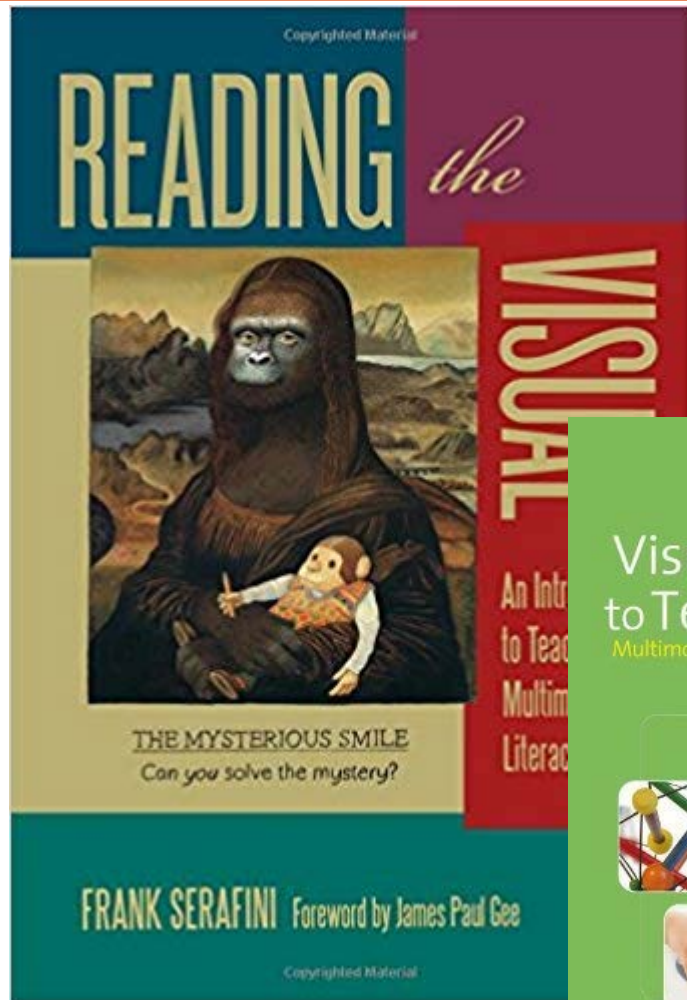
A marine iguana's diet mostly consists of algae found in the ocean. They spend so much time in the ocean that salt water builds up in their bodies. Marine iguanas remove it by sneezing and expelling it out their nostrils.



**Name:** Flightless Cormorant

**Status:** Vulnerable

Flightless Cormorants cannot fly, but they are excellent swimmers. They can dive for food for more than 3 minutes under water and up to 100 meters away from shore. There are less than 2000 of them left on the Galapagos Islands, their only home.



UNE THE UNIVERSITY OF NEW ENGLAND Centre for Research in English & Multiliteracies Education

Image-Language Interaction in Multimodal Literacy Pedagogy

Len Unsworth  
 Professor in English and Literacy Education  
 School of Education  
 University of New England, Armidale, 2351 Australia.  
 Phone 61 + (0)2 6773 2000  
 FAX 61 + (0)2 6773 2200  
 Email: len.unsworth@une.edu.au  
 Homepage: <http://jehps.une.edu.au/Education/staff/Unsworth/>

Visual Approaches to Teaching Writing  
 Multimodal Literacy 5-11

Eve Bearne and Helen Wolstencroft

STUDENT-CREATED INFOGRAPH

Topic: Student-Choice

Audience/Purpose: Who & Why

Structure: Flow of Information

Hook the Viewer: Catchy Title

Balance: Text & Images

Design Elements: Colors, Images, Fonts

Sources: Citations

JENNIFER ROWSELL

WORKING WITH MULTIMODALITY  
 Rethinking literacy in a digital age

Created by: @shfarnsworth

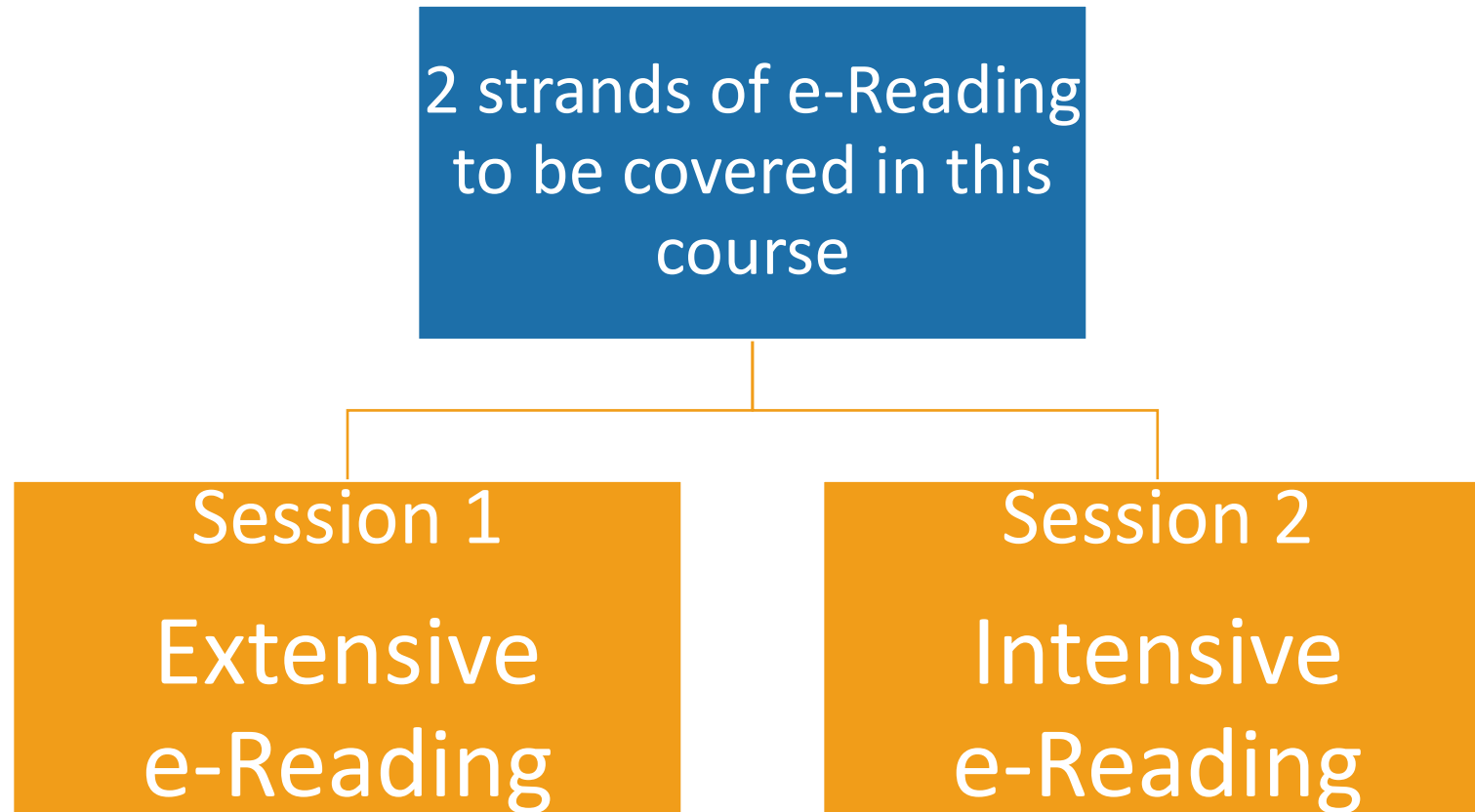







## How do we do multimodal literacy teaching?

# Looking Back, and Looking Forward





# Learning through trying

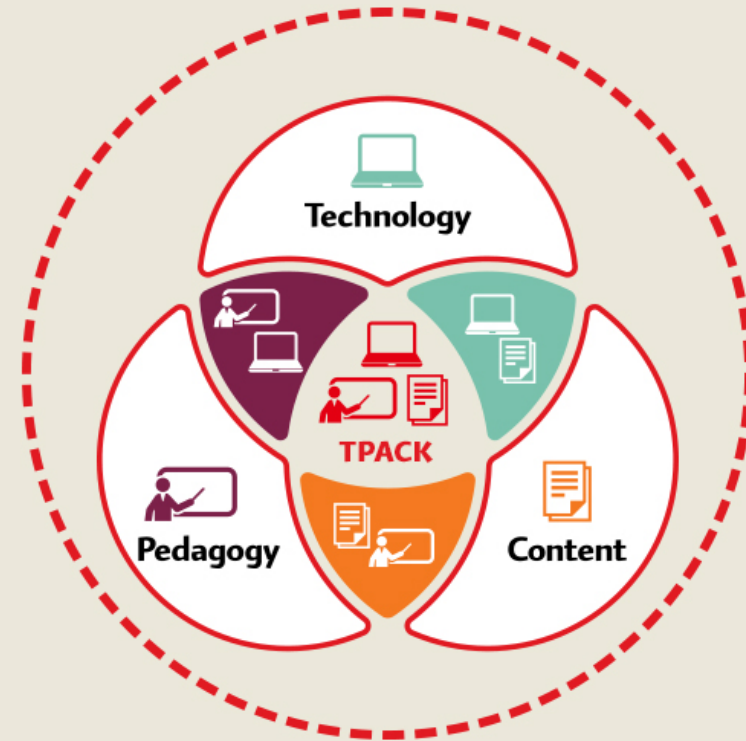
Centre for Learning Sciences and Technologies (CLST)  
The Chinese University of Hong Kong



# Learning to do e-Reading through Experimenting

Mc  
Graw  
Hill  
Education

Technological Pedagogical Content Knowledge



<http://tpack.org/>

Centre for Learning Sciences and Technologies (CLST)  
The Chinese University of Hong Kong



**Thanks to advances in technology, the prospects for interesting, engaging, and effective e-Reading are infinite.**





# Happy e-Reading, and happy e- Reading teaching

Centre for Learning Sciences and Technologies (CLST)  
The Chinese University of Hong Kong

